

IT-30CI



FEATURES

Monitor and control remotely with Wi-Fi connectivity

Accepts custom panels for an integrated look within cabinetry or stainless-steel accessory panels and handles to match other Sub-Zero, Wolf, and Cove products

Preserves frozen foods with frigid, dry air

Controls temperature within one degree of setpoint

Locks in cold air to ensure freshness with magnetic door seals

Fight spoilage and odors with a NASA-inspired air purification system

Filters water and ice, removing contaminants, chlorine taste, and odor

Yields ice automatically and "max ice" for additional production

Keeps produce fresher with high-humidity, sealed crisper and deli drawers

Refer to freshness cards for tips on food preservation, use, and care

Promotes easy clean-up with Nano-coated, spill-proof shelves

Control brightness with soft-on LED lighting

ACCESSORIES

Air Purification Cartridge

Egg Container

Reduced Toekick Divider

Stainless Steel Side Panel

Stainless Steel Top Panel

Water Filter

Stainless Steel Tubular Handles

Stainless Steel Pro Handles

Dual Installation Kits

Stainless Steel Door Panels With Pro Handle

Stainless Steel Door Panels With Tubular Handle

Stainless Steel Drawer Panels With Pro Handles

Stainless Steel Drawer Panels With Tubular Handles

Stainless Steel Dual Installation Kickplates

Accessories are available through an authorized dealer.
For local dealer information, visit subzero-wolf.com/locator.



HANDLE ACCESSORIES

PRO



TUBULAR



PRODUCT DETAILS

REFRIGERATOR

- LED refrigerator and freezer lights
- 4 glass refrigerator shelves (3 adjustable; 1 stationary)
- 3 adjustable glass shelves
- Crisper drawer with adjustable dividers
- 3 door bins (2 adjustable; 1 stationary)

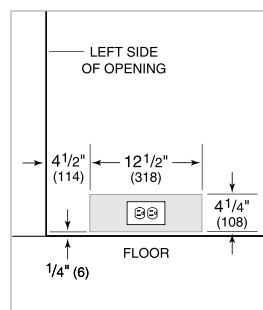
FREEZER

- 2 full-extension roll-out freezer drawers; one with adjustable dividers
- Automatic ice maker with removable ice container

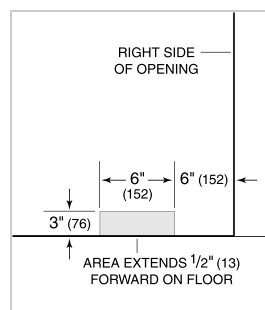
PRODUCT SPECIFICATIONS

Model	IT-30CI
Dimensions	30"W x 84"H x 24"D
Door Clearance	28 1/2"
Drawer Clearance	18 3/8"
Weight	400 lbs
Refrigerator Capacity	10.6 cu. ft.
Freezer Capacity	5 cu. ft.
Electrical Supply	115 VAC, 60 Hz
Electrical Service	15 amp dedicated circuit
Plumbing Supply	1/4" OD copper, braided stainless steel or PEX tubing
Plumbing Pressure	35–120 psi

ELECTRICAL



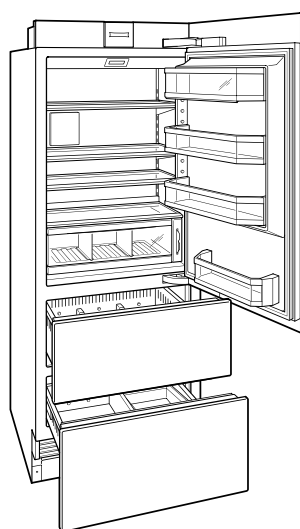
PLUMBING



PANEL SPECIFICATIONS For complete panels specifications including width/height, weight requirements and thickness requirements visit subzero-wolf.com/reveal.

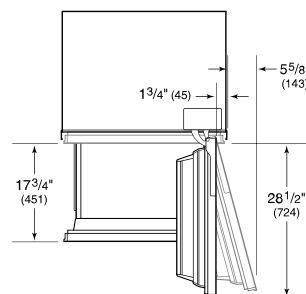
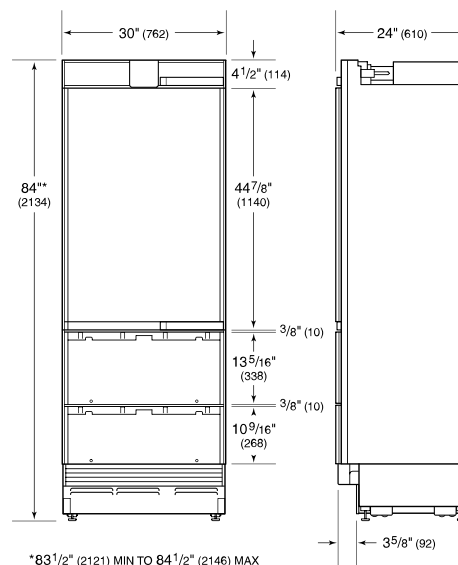
NOTE: Dimensions in parenthesis are in millimeters unless otherwise specified

INTERIOR VIEW

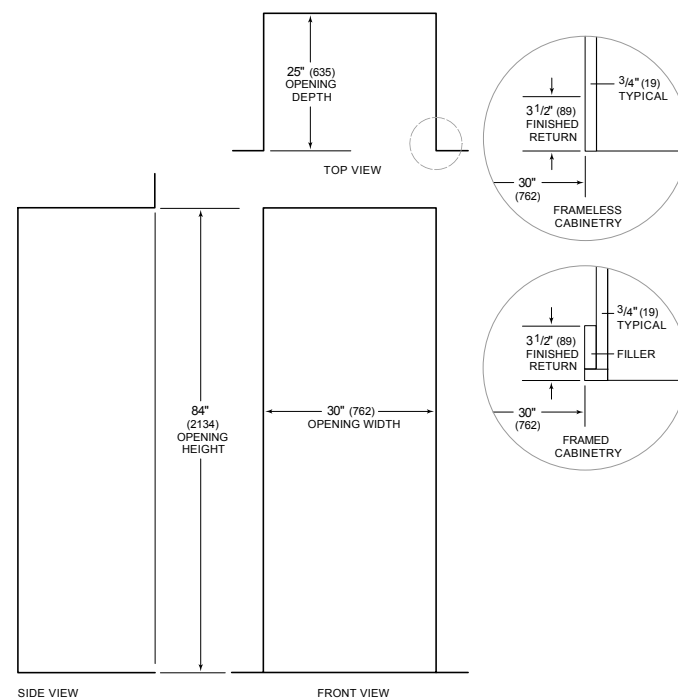


This illustration is intended for interior reference only and may not represent the exterior of the model being specified.

DIMENSIONS



STANDARD INSTALLATION



NOTE: 3 1/2" (89) finished returns will be visible and should be finished to match cabinetry