

HR 1724-3 G DF

30" Range

Dual Fuel model with DirectSelect controls



- Turn dial operation with display – DirectSelect
- Plenty of space for cooking – four powerful burners
- Fast heating time and even heat distribution – TwinPower
- Minimal cleaning effort – Self-cleaning
- Easy opening & closing – noise and vibration absorbers

EAN: 4002516486589 / Material number: 11791530 /
Old Material Number: 25172481USA

Heating type	
Dual fuel	•
Gas type	Natural gas
Design	
Range	•
Appliance width in inches	30
Operating modes	
Surround	•
Maxi Broil	•
Convection Bake	•
Convection Roast	•
Bake	•
Design	
Appliance color	Clean Touch Steel
Oven display	EasyControl
Cooktop features	
Number of gas burners	4
Number of power burners x power in BTU	1 x 12.50
Number of high burners x power in BTU	3 x 19.50
True Simmer function	•
GasStop	•
User convenience	
Networking with Miele@home	•
Precision knobs	•
Automatic switch-off	•
Time of day display	•
Minute minder	•
Programmable cooking time	•
Individual settings	•
Appliance door	
CleanGlass door	•
Door contact switch	•
SoftClose oven door/ SoftOpen	•
Oven compartment	
Oven cavity volume in cu. ft. (l)	4.59 (130) ft ³ (l)
Number of oven shelf levels	6
No. of halogen lamps	double
TwinPower hot air fans	•
Efficiency and sustainability	
Rapid PreHeat	•
Cleaning convenience	
Stainless-steel front with partial Clean Touch Steel finish	•
Oven with self-cleaning program	•
Unheated catalyzer	•
Catalyzer	unheated
ComfortClean dishwasher-safe grates	•
Cooktop surface	Black enamel

HR 1724-3 G DF

30" Range

Dual Fuel model with DirectSelect controls



EAN: 4002516486589 / Material number: 11791530 /

Old Material Number: 25172481USA

Safety

Appliance cooling system and cool touch front	•
Safety cut-out	•
System lock	•
Door contact switch	•
Door lock during self cleaning	•

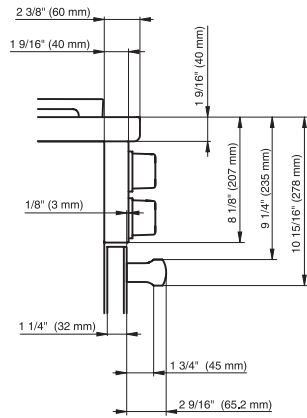
Technical data

Appliance height min in in.(mm)	37 1/8 (942)
Dimensions (depth) in in. (mm) with bullnose	27 3/4 (702)
Appliance height max in in.(mm)	38 5/8 (980)
Appliance width in in. (mm)	30 (762)
Frequency in Hz	60
Power Rating in V	120
Voltage in V	240/208
Fuse rating in A	30
Number of phases	1

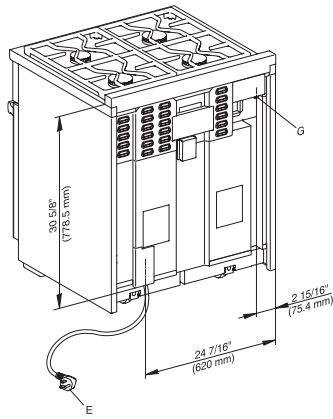
Standard accessories

Self Clean ready baking and roasting rack	1
Self clean ready baking and roasting racks with rail system	1
Side racks self clean ready	1

HR 1724-3 G DF 30" Range Dual Fuel model with DirectSelect controls

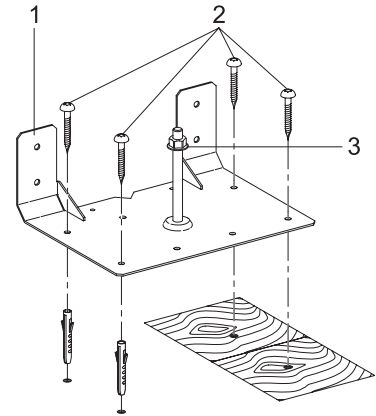


HR11xx, HR1724 (Installation drawing)



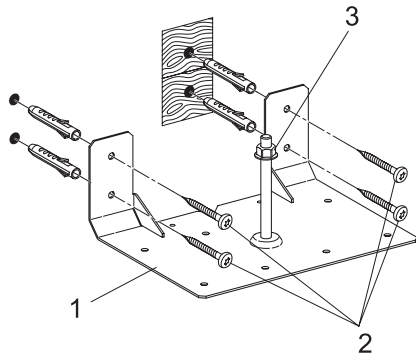
HR1724, HR1724-3 (Installation drawing)

E = Electric connection, G = Gas connection



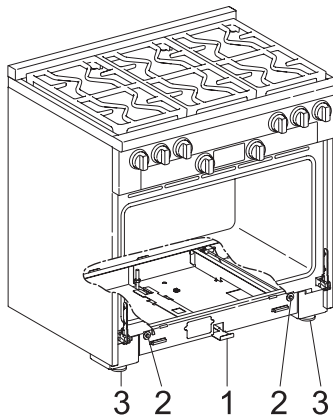
HR11xx, HR19xx, HR17xx – Installation drawing

1 Anti-tip device , 2 Screws, 3 Locking nut



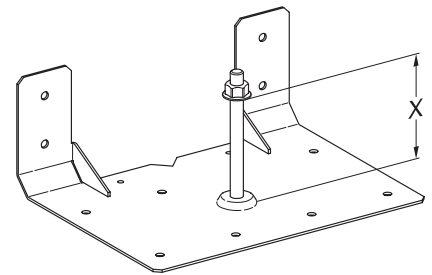
HR11xx, HR19xx – Installation drawing

1 Anti-tip device , 2 Screws, 3 Locking nut



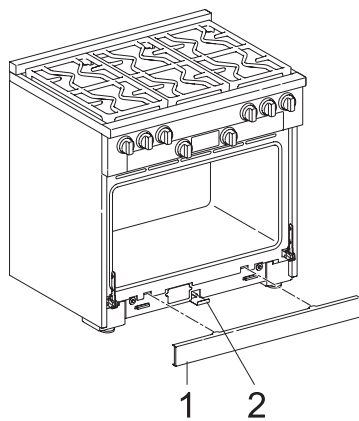
HR11xx, HR19xx, HR17xx – Installation drawing

1 Anti-tip device , 2 Screws, 3 Locking nut



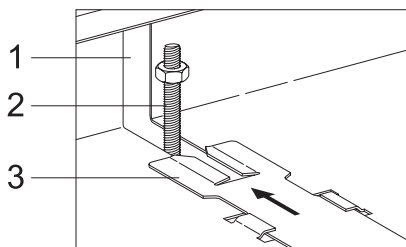
HR11xx, HR19xx, HR17xx – Installation drawing

X 3 13/16" (97 mm): HR1124, HR1134, HR1135, HR1136, HR1724, HR1924, HR1934, HR1935, HR1936, HR1954, HR1955, HR1956, , X 3 1/4" (82 mm): HR1134-2, HR1134-3, HR1135-2, HR1135-3, HR1136-2, HR1136-3, HR1924-2, HR1924-3, HR1934-2, HR1934-3, HR1935-2, HR1935-3, HR1936-2, HR1936-3, HR1954-2, HR1954-3, HR1955-2, HR1955-3, HR1956-2, HR1956-3



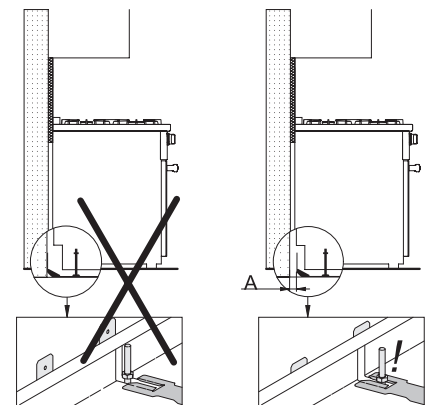
HR11xx, HR19xx, HR17xx – Installation drawing

1 Toe kick cover , 2 Locking clamp



HR11xx, HR19xx, HR17xx – Installation drawing

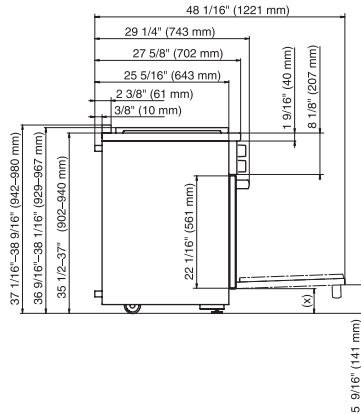
1 Opening in the range housing , 2 Bolt of the anti-tip device , 3 Locking clamp with slot



HR11xx, HR19xx, HR17xx – Installation drawing

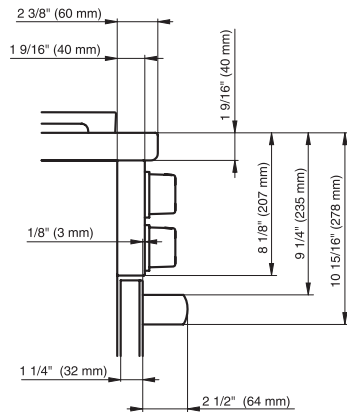
A = Distance between the rear of the range to the supporting wall

HR 1724-3 G DF 30" Range Dual Fuel model with DirectSelect controls

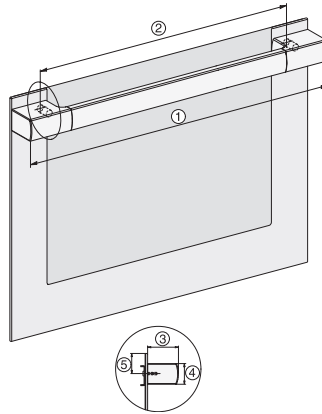


HR1124-3, HR1134-3, HR1135-3, HR1136-3, HR1724-3,
Side view, (*Fußnote) installation drawing

(x) = Toe-kick height adjustment 5" – 6 1/2" (127 mm – 165.1 mm)

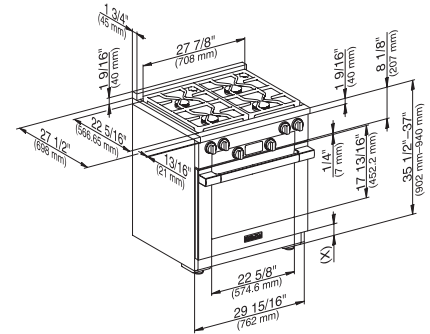


HR1124-3, HR1134-3, HR1135-3, HR1136-3, HR1724-3
(installation drawing)



HR11xx-3, HR14xx-3, HR16xx-3i, HR17xx-3,
HR19xx-3 installation drawings

30", [] 20 3/4" / 527.6 mm, [] 16 5/8" / 422.6 mm,
[] 2 1/2" / 64 mm, [] 1 11/16" / 43 mm, [] 1 11/16" /
42.5 mm, 36", [] 28 9/16" / 725 mm, [] 22 5/8" /
575 mm, [] 2 1/2" / 64 mm, [] 1 11/16" / 43 mm, []
1 11/16" / 42.5 mm



HR1724-3 (installation drawing)

(x) = Toe-kick height adjustment 5" – 6 1/2" (127 mm – 165.1 mm)