

HR 1935-3 G DF GR

36" Range

Dual Fuel model with M Touch controls



- Network-enabled WiFi appliance – Miele@home
- Maximum variety – four powerful burners and a grill
- Perfect baking and roasting results – Moisture plus
- Ergonomic and easy operation – motorized lift-up control panel
- Precise cooking temperature – Wireless Precision Probe

EAN: 4002516486794 / Material number: 11791600 /

Old Material Number: 25193581USA

Heating type	
Dual fuel	•
Gas type	Natural gas
Design	
Range	•
Appliance width in inches	36
Convenience features	
Wireless Precision Probe	•
Keep-warm function	•
Crisp function	•
Operating modes	
Surround	•
Maxi Broil	•
Moisture Plus	•
Convection Bake	•
Convection Roast	•
Intensive Bake	•
Auto roast	•
Convection Roast	•
Broil	•
Browning	•
Bake	•
Slow roast	•
Defrost	•
Special modes	•
Design	
Appliance color	Clean Touch Steel
Oven display	M Touch
Cooktop features	
Number of gas burners	4
Number of TrueSimmer burners x power in BTU	1 x 12 500 BTU/hod.
Number of power burners x power in BTU	1 x 13.60
Number of high burners x power in BTU	2 x 19.50
True Simmer function	•
GasStop	•
Number and power rating of grill surface in BTU/h	1 x 19,000
Width of broil surface in in.(mm)	11 1/4 (284) in (mm)
Depth of broil surface in in.(mm)	22 1/8 (560) in (mm)
User convenience	
Networking with Miele@home	•
Precision knobs	•
Illuminated knob	•
ComfortSwivel handle	•
Motorized lift-up control panel	•
Time synchronization	•
Sabbath program	•
Automatic switch-off	•
MultiLingua	•

HR 1935-3 G DF GR

36" Range

Dual Fuel model with M Touch controls



EAN: 4002516486794 / Material number: 11791600 /

Old Material Number: 25193581USA

Acoustic signal when desired temperature is reached	•
MyMiele	•
Timed bursts of steam	•
Time of day display	•
Date display	•
Minute minder	•
Programmable cooking time	•
Actual temperature display	•
Default temperature	•
Favorites	•
Individual settings	•
Appliance door	
CleanGlass door	•
Door contact switch	•
SoftClose oven door/ SoftOpen	•
Oven compartment	
Oven cavity volume in cu. ft. (l)	5.76 (163) ft ³ (l)
Number of oven shelf levels	6
No. of halogen lamps	double
TwinPower hot air fans	•
Efficiency and sustainability	
Automatic residual heat utilization	•
Energy-saving lighting circuit	•
Rapid PreHeat	•
Cleaning convenience	
Stainless-steel front with partial Clean Touch Steel finish	•
Oven with self-cleaning program	•
Catalyzer	•
Catalyzer	heated
ComfortClean dishwasher-safe grates	•
Cooktop surface	Black enamel
Safety	
Appliance cooling system and cool touch front	•
Safety cut-out	•
System lock	•
Door contact switch	•
Door lock during self cleaning	•
Technical data	
Appliance height min in in.(mm)	37 1/8 (942)
Dimensions (depth) in in. (mm) with bullnose	27 3/4 (702)
Appliance height max in in.(mm)	38 5/8 (980)
Fresh water connection for Moisture Plus	•
Plumbed water connection for Moisture Plus	1.5
Appliance width in in. (mm)	36 1/8 (915)
Frequency in Hz	60
Power Rating in V	120
Voltage in V	240/208
Fuse rating in A	30

HR 1935-3 G DF GR

36" Range

Dual Fuel model with M Touch controls



EAN: 4002516486794 / Material number: 11791600 /

Old Material Number: 25193581USA

Number of phases	1
------------------	---

Standard accessories

Anti-splash insert	1
--------------------	---

Self Clean ready baking and roasting rack	2
---	---

Self clean ready baking and roasting racks with rail system	1
---	---

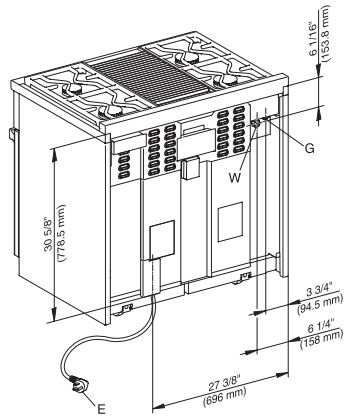
Side racks self clean ready	1
-----------------------------	---

PerfectClean perforated baking tray	1
-------------------------------------	---

HR 1935-3 G DF GR

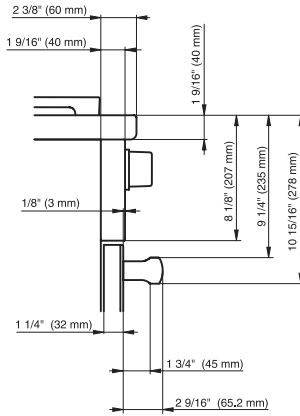
36" Range

Dual Fuel model with M Touch controls



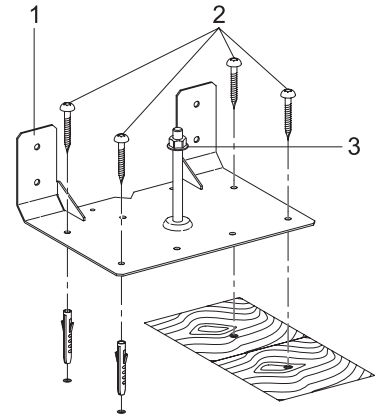
HR1935G, HR1935-2, HR1935-3 (installation drawing)

E = Electric Connection, W = Water connection, G = Gas connection



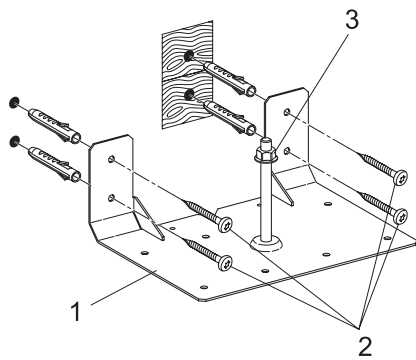
HR19x4, HR193x, HR195x (installation drawing)

(x) = Toe-kick height adjustment 5" – 6 1/2" (127 mm – 165.1 mm)



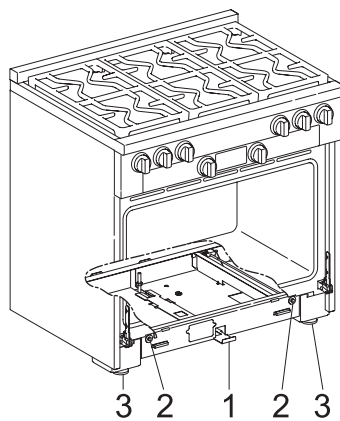
HR11xx, HR19xx, HR17xx – Installation drawing

1 Anti-tip device, 2 Screws, 3 Locking nut



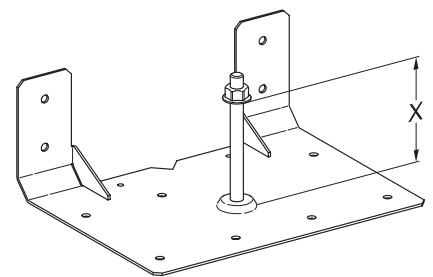
HR11xx, HR19xx – Installation drawing

1 Anti-tip device, 2 Screws, 3 Locking nut



HR11xx, HR19xx, HR17xx – Installation drawing

1 Anti-tip device, 2 Screws, 3 Locking nut



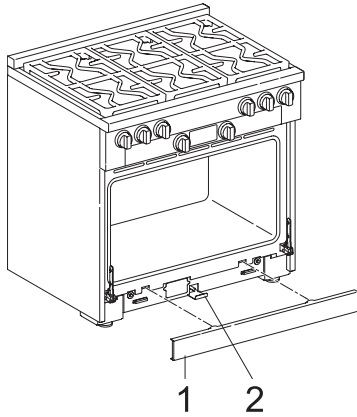
HR11xx, HR19xx, HR17xx – Installation drawing

X 3 13/16" (97 mm): HR1124, HR1134, HR1135, HR1136, HR1724, HR1924, HR1934, HR1935, HR1936, HR1954, HR1955, HR1956, X 3 1/4" (82 mm): HR1134-2, HR1134-3, HR1135-2, HR1135-3, HR1136-2, HR1136-3, HR1924-2, HR1924-3, HR1934-2, HR1934-3, HR1935-2, HR1935-3, HR1936-2, HR1936-3, HR1954-2, HR1954-3, HR1955-2, HR1955-3, HR1956-2, HR1956-3

HR 1935-3 G DF GR

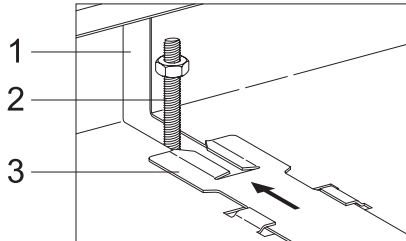
36" Range

Dual Fuel model with M Touch controls



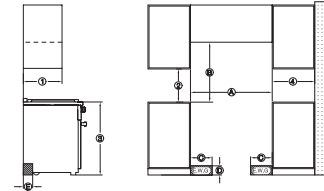
HR11xx, HR19xx, HR17xx – Installation drawing

1 Toe kick cover, 2 Locking clamp



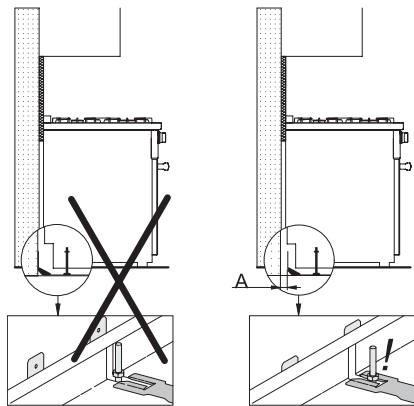
HR11xx, HR19xx, HR17xx – Installation drawing

1 Opening in the range housing, 2 Bolt of the anti-tip device, 3 Locking clamp with slot



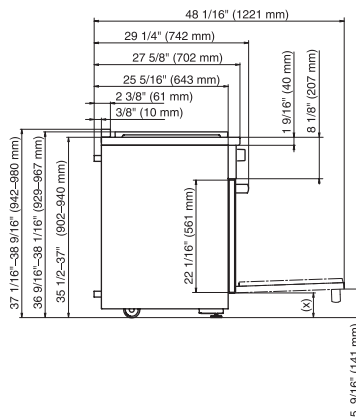
HR19xx – Installation drawing

② Maximum depth of top cabinet, ② Minimum distance to bottom edge of top cabinet, ② Distance from the floor to cooktop surface, ② Minimum distance to combustible surfaces, E = Electric connection, W = Water connection, G = Gas connection, (A) Width of cabinet opening, (B) Minimum distance between the top of the cooking area and the bottom of an unprotected combustible surface. Minimum distance to a protected combustible surface or when a Miele Ventilation Hood is installed. For all other Hoods please consult the manufacturer's specifications for required distances., (C) Maximum connection width right and left, (D) Maximum connection height, (E) Maximum connection depth



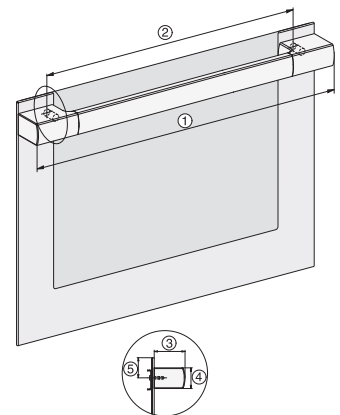
HR11xx, HR19xx, HR17xx – Installation drawing

A = Distance between the rear of the range to the supporting wall



HR1924-3, HR1934-3, HR1935-3, HR1936-3, (*Fußnote) Side view, installation drawing

(x) = Toe-kick height adjustment 5" – 6 1/2" (127 mm – 165.1 mm)

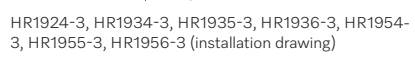


HR11xx-3, HR14xx-3, HR16xx-3i, HR17xx-3, HR19xx-3 installation drawings

30", ② 20 3/4" / 527,6 mm, ② 16 5/8" / 422,6 mm, ② 2 1/2" / 64 mm, ② 1 11/16" / 43 mm, ② 1 11/16" / 42,5 mm, 36", ② 28 9/16" / 725 mm, ② 22 5/8" / 575 mm, ② 2 1/2" / 64 mm, ② 1 11/16" / 43 mm, ② 1 11/16" / 42,5 mm

36" Range

2 3/8" (60 mm)



HR1924-3, HR1934-3, HR1935-3, HR1936-3, HR1954-3, HR1955-3, HR1956-3 (installation drawing)