

IMPORTANT SAFETY INSTRUCTIONS

WHEN USING ELECTRICAL APPLIANCES, BASIC SAFETY PRECAUTIONS SHOULD ALWAYS BE TAKEN, INCLUDING THE FOLLOWING:

READ ALL INSTRUCTIONS BEFORE USING APPLIANCE.
KEEP AWAY FROM WATER

DANGER —TO REDUCE THE RISK OF ELECTRIC SHOCK: ALWAYS UNPLUG THIS APPLIANCE FROM THE ELECTRICAL OUTLET BEFORE CLEANING.

WARNING —TO REDUCE THE RISK OF BURNS, ELECTROCUTION, FIRE, OR INJURY TO PERSONS:

1. Unplug from outlet before putting on or taking off parts.
2. This mirror should not be used by or near children or individuals with certain disabilities.
3. Use this mirror only for its intended use as described in these instructions. Do not use attachments not recommended by the manufacturer.
4. Never operate this mirror if it has a damaged cord or plug, if it is not working properly, if it has been dropped or damaged, or dropped into water. Return the mirror to a service center for examination and repair.
5. Keep the cord away from heated surfaces.
6. Never drop or insert an object into any opening.
7. Do not use outdoors.

8. Do not operate where aerosol (spray) products are being used or where oxygen is being administered.
9. To disconnect, turn all controls to the off position, then remove plug from outlet.
10. Do not leave appliance unattended when it is plugged in.
11. Be sure mirror is not in a position where it can reflect sunlight; reflected sunlight can cause fire.
12. Do not use on a soft surface such as a bed, where openings may be blocked.
13. Never operate the mirror with the air openings blocked. Keep the air openings free of lint, hair and the like.
14. Turn switch to off position, allow unit to cool and unplug cord before replacing light bulbs.
15. Do not place or store appliance where it can fall or be pulled into a tub or sink.
16. If an appliance falls into water, unplug it immediately. Do not reach into the water.
17. To protect against electrical hazards, do not use while bathing or in the shower.
18. Never use while sleeping.
19. Do not use a bulb greater than 15 watts.
20. Use on any 120 volt 60 hertz AC electric outlet (ordinary house current). Do not use it on any other electrical outlet.

FOR HOUSEHOLD USE ONLY

SAVE THESE INSTRUCTIONS

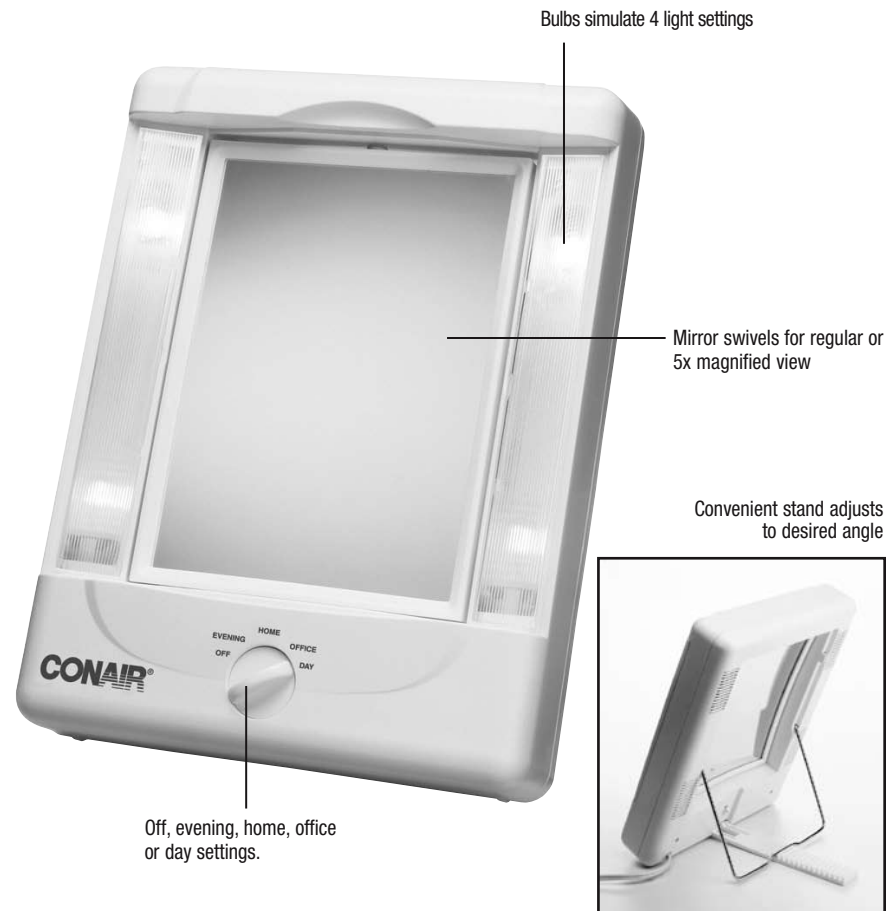
OPERATING INSTRUCTIONS

1. Your lighted makeup mirror will adjust to different angles. Simply tilt the mirror housing back and place the metal brace in the desired slot on the bar.
2. Take the plug and insert into any standard wall outlet (120 Volt AC).
3. To turn on light, simply turn dial on base to desired light setting.
4. After use, turn dial to off position, unplug, and store mirror in a safe location.

SPECIAL FEATURES

This lighted makeup mirror uses light bulbs with special coating, reproducing four different shadow-free light settings: evening, home, office and day.

GET TO KNOW YOUR LIGHTED MAKEUP MIRROR



REPLACEMENT BULBS

1. Unplug your lighted mirror.
2. Open the doors and look for the thumb indentation in the middle of each lens (the cover over the light bulbs).
3. With a coin or the tip of a screwdriver, carefully lift up the lens.
4. Reach in and unscrew the used light bulb and replace it with a light bulb of the same color (blue bulbs on top, white bulbs on the bottom).
5. Slide the lens back into position and snap it closed (the snaps are located in the upper and the lower third of the lens) close the doors.
6. Now you can plug your mirror back in. It is ready for use.

To order replacement:

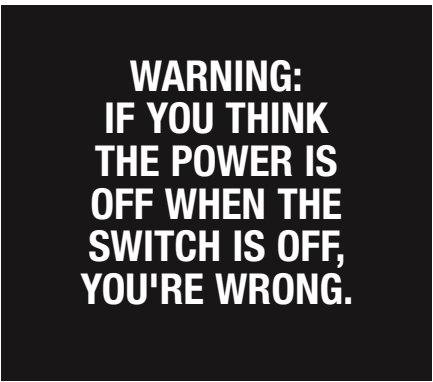
Call 1-800-3CONAIR.
Ask for replacement bulbs part # RP-TM7LCLR and RP-TM7LBL.

MAINTENANCE


Your lighted mirror is designed for household use, and is virtually maintenance-free. No lubrication is needed. If cleaning becomes necessary, disconnect the appliance from the power source and wipe exterior with a damp cloth. Clean mirror surfaces with a glass cleaner. If any abnormal condition occurs, unplug the lighted mirror, allow it to cool, and return it to an authorized service representative for repair.

STORAGE

If mirror is not in use, disconnect from electrical outlet. **BE SURE DIRECT SUNLIGHT WILL NOT STRIKE MIRROR WHEN LEFT UNATTENDED;** reflected sunlight may cause fire. Allow to cool to room temperature before storing. Place in cool, dry area out of reach of children, and where it will not be damaged. Handle cord carefully for longer life. Do not jerk or strain at plug connections or wrap cord around mirror for storage. This could cause the cord to become damaged and short-circuit. To store mirror, coil cord loosely, starting at the appliance, and place cord in large loops next to mirror or secure cord with a twist tie.



KEEP AWAY FROM WATER



Everyone knows that electricity and water are a dangerous combination. But did you know that an electric appliance is still electrically live even if the switch is off? If the plug is in, the power is on. So when you are not using your appliances, keep them unplugged.

**ALWAYS UNPLUG
SMALL APPLIANCES**

LIMITED ONE YEAR WARRANTY

Conair will repair or replace (at our option) your unit free of charge for 12 months from the date of purchase if the appliance is defective in workmanship or materials.

To obtain service under this warranty, return the defective product to the service center listed below together with your purchase receipt and \$5.00 for postage and handling. California residents need only provide proof of purchase and should call 1-800-366-0937 for shipping instructions. In the absence of a purchase receipt, the warranty period shall be 12 months from the date of manufacture.

ANY IMPLIED WARRANTIES, OBLIGATIONS, OR LIABILITIES, INCLUDING BUT NOT LIMITED TO THE IMPLIED WARRANTY OF MERCHANTABILITY AND FITNESS FOR A PARTICULAR PURPOSE, SHALL BE LIMITED IN DURATION TO THE 12-MONTH DURATION OF THIS WRITTEN, LIMITED WARRANTY. Some states do not allow limitations on how long an implied warranty lasts, so the above limitations may not apply to you.

IN NO EVENT SHALL CONAIR BE LIABLE FOR ANY SPECIAL, INCIDENTAL, OR CONSEQUENTIAL DAMAGES FOR BREACH OF THIS OR ANY OTHER WARRANTY, EXPRESS OR IMPLIED, WHATSOEVER. Some states do not allow the exclusion or limitation of special, incidental, or consequential damages, so the above limitation may not apply to you.

This warranty gives you specific legal rights, and you may also have other rights, which vary from state to state.

Service Center
Conair Corporation
Service Department
7475 North Glen Harbor Blvd.
Glendale, AZ 85307

©2008 Conair Corporation

Model TM8L
08PM037

IB-8673

reflections
HOME VANITY COLLECTION



CONAIR®

For your safety and continued enjoyment of this product, always read the instruction book carefully before using.
Model TM8L