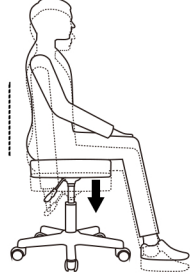


Precautions for the use of swivel chairs:

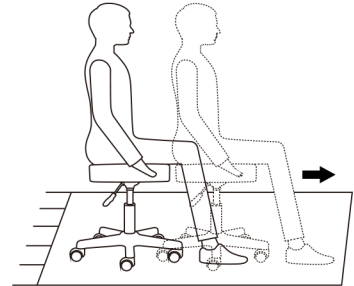
1 Please keep your center of gravity level and **do not tilt or rock** when sitting on the chair, and **do not lean back and forth** to prevent falling;



2 Please keep your center of gravity down when lifting and lowering the product to make it easier to adjust the seat height;



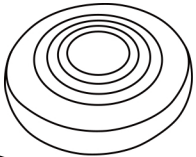
3 When sliding the seat on uneven, smooth, hard ground (such as carpet), please hold your chair to stay safe and not fall;



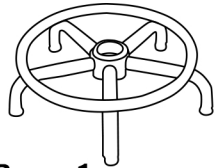
4 Do not use chairs above the maximum load capacity of 250lbs/110kg;



Part List



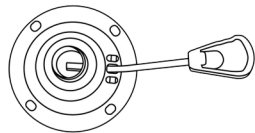
A Cushion×1



B Base×1



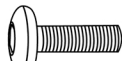
C Gas lift×1



D Adjustment handle×1



E Wheel×5



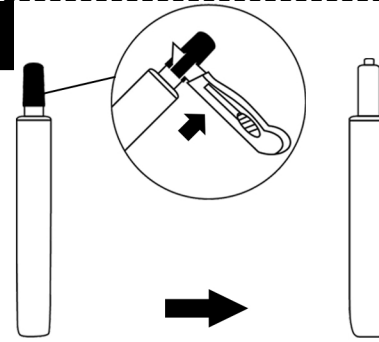
M 6×20

F Screw×4



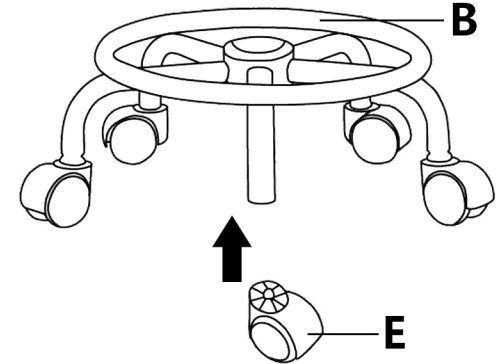
G Wrench×1

1.

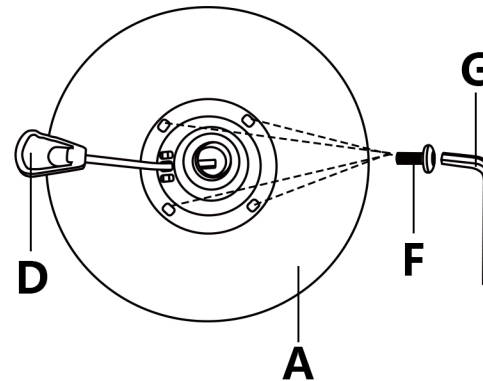


★ Caution: Remove the plastic cap before assembly.
This is a part of packaging only.
Sometimes the cap cracked firmly inside the seat plate, you'd better to remove it by tools like knife scissor.

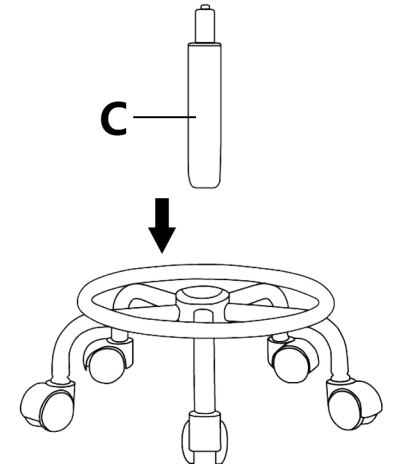
2.



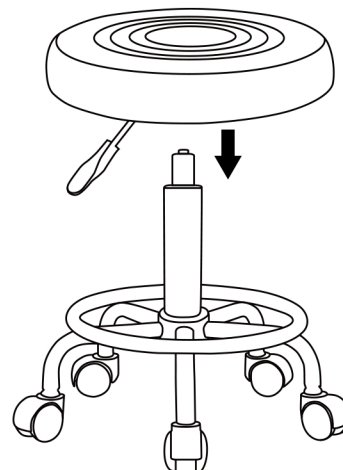
3.



4.



5.



6.

