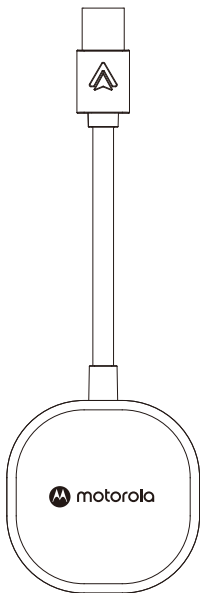




## WIRELESS CAR ADAPTER For Android Auto™



Model: MA1  
FCC ID: 2ARRB-02736  
IC: 20353-02736

User Guide

## **Important Safety Instructions**

Follow these safety precautions when using your product to reduce the risk of fire, electric shock, and injury to persons or property:

- Keep all slits and openings of the product unblocked. Do not set the product on a heating register or over a radiator. Ensure that proper ventilation is provided at the installation site.
- Do not use while wet or while standing in water.
- Do not use this product near water (for example, near a bath tub, kitchen sink, or swimming pool).
- Never insert objects of any kind into the product vents as that may result in fire or electric shock.
- Do not use liquid cleaners or aerosol cleaners.
- Do not use chemicals or cleaning agents to clean this product.
- Clean this product with a soft, damp cloth.
- Do not disassemble this product. If service or repair work is required, contact the customer service helpline found in this user's guide.
- Adjust only those controls that are covered by the operating instructions. Improper adjustment of other controls may result in damage and will often require extensive work to restore the product to normal operation.
- Read and understand all instructions and save them for future reference.
- Follow all warnings and instructions marked on the product.

**Save these instructions**

# Welcome...

to your new Motorola Wireless Car Adapter for Android Auto!

- No wires and no fuss.
- Wirelessly connects your phone, so you can hit the road.
- Plugs into the existing Android Auto-enabled USB port of a compatible car or truck.
- Establishes a Wi-Fi® connection through which Android Auto can operate without the need for a USB cable.

Need help?

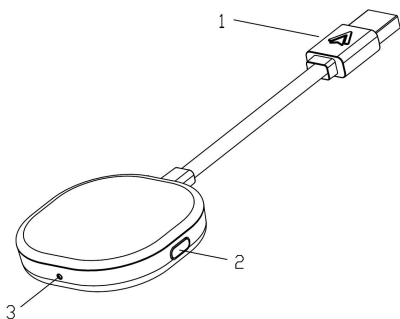
If you have any problems setting up or using your wireless car adapter, please contact us by visiting:

[motorolasound.com/support](https://motorolasound.com/support)

This user guide provides you with all the information you need to get the most from your wireless car adapter.

Read the instructions carefully, and be informed that this wireless car adapter is only intended to work inside your Android™ Auto compatible car together with your smartphone which has the Android Auto app installed.

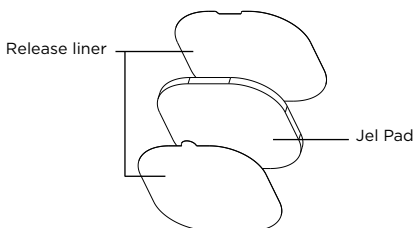
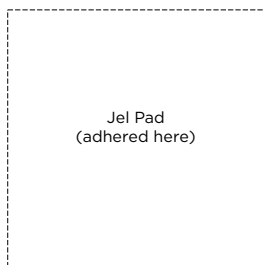
## 1. Getting to know your adapter



1	USB standard Type-A connector to plug into your car's Android Auto-enabled USB port
2	Adapter button for Bluetooth pairing and reset
3	LED <ul style="list-style-type: none"><li>• White = adapter powering on</li><li>• Blue = Bluetooth pairing mode</li><li>• Green = connecting Android Auto</li></ul>

## 2. Attach the adapter (OPTIONAL)

You can find a Jel Pad adhered on this page. It can be used to fix the adapter on your car.



- Take out the jel pad from this page. It is normal that the release liner at the back will be kept adhered on this page.
- Place the jel pad on your car, where it is close to the USB port of your car.
- Remove the release liner at the other side of the jel pad.
- Place your adapter on the jel pad.

### **3. Setting up your adapter**

Before setting up your adapter, connect your phone to Android Auto using a wired USB connection following your vehicle manufacturer's instructions.

While the Android Auto connection is active on your car screen, unplug your phone from the car and immediately plug your adapter into the same USB port.

To use Android Auto wirelessly, your phone should be running version 11 or higher of the Android operating system.

### **4. Pair with the wireless car adapter**

When the adapter LED flashes blue, pair your phone with it (look for 'AndroidAuto-XXXX' under Settings > Bluetooth on your phone).

Now, wait for your phone to automatically re-establish its Android Auto connection wirelessly through the adapter; this may take a while.

On subsequent drives, Android Auto will start wirelessly after the car connects to your phone for hands-free calling (HFP) from the car's Bluetooth menu.

### **5. Factory reset**

While powered on, press and hold the adapter button. To pair a new phone, release the button when it begins blinking blue. The adapter is now ready to accept a new Bluetooth pairing request from a nearby phone.

To erase adapter memory, do not release the button when it starts blinking blue; instead, continue holding it down until it blinks yellow, and release only when it turns white; remembered phones are now cleared.

## 6. Technical Specifications

Wireless	- Wi-Fi® 802.11 a/n/ac - Bluetooth 5.0
Connection	USB A type Client

## 7. General Information

### Cleaning

- Clean the adapter with a damp (not wet) cloth, or an anti-static wipe.
- Never use household polish as this will damage the product. Never use a dry cloth as this may cause static shock.

### Environment

- Do not expose to direct sunlight.
- Do not place your product on carpets or other surfaces which generate fibers, or place it in locations preventing the free flow of air over its surfaces.
- Do not submerge any part of your product in water and do not use it in damp or humid conditions, such as bathrooms.
- Do not expose your product to fire, explosives or other hazardous conditions.

### Product disposal instructions

#### Product disposal instructions for residential users

When you have no further use for it, please dispose the product according to your local authority's recycling processes. For more information, please contact your local authority or the retailer where the product was purchased.



#### Product disposal instructions for business users

Business users should contact their suppliers and check the terms and conditions of the purchase contract and ensure that this product is not mixed with other commercial waste for disposal.

### Consumer Products and Accessories Warranty

Thank you for purchasing this Motorola branded product manufactured under license by Meizhou Guo Wei Electronics Co. LTD. ("MZGW")

### **What Does this Warranty Cover?**

Subject to the exclusions contained below, MZGW warrants that this Motorola branded product ("Product") or certified accessory ("Accessory") sold for use with this product that it manufactured to be free from defects in materials and workmanship under normal consumer usage for the period outlined below. This Limited Warranty is your exclusive warranty and is not transferable.

### **Who is covered?**

This warranty extends only to the first consumer purchaser, and is not transferable.

### **What will MZGW do?**

MZGW or its authorized distributor at its option and within a commercially reasonable time, will at no charge repair or replace any Products or Accessories that do not conform to this limited warranty. We may use functionally equivalent reconditioned / refurbished / pre-owned or new Products, Accessories or parts.

### **What Other Limitations Are There?**

ANY IMPLIED WARRANTIES, INCLUDING WITHOUT LIMITATION THE IMPLIED WARRANTIES OF MERCHANTABILITY AND FITNESS FOR A PARTICULAR PURPOSE, SHALL BE LIMITED TO THE DURATION OF THIS LIMITED WARRANTY, OTHERWISE THE REPAIR OR REPLACEMENT PROVIDED UNDER THIS EXPRESS LIMITED WARRANTY IS THE EXCLUSIVE REMEDY OF THE CONSUMER, AND IS PROVIDED IN LIEU OF ALL OTHER WARRANTIES, EXPRESS OF IMPLIED. IN NO EVENT SHALL MOTOROLA OR MZGW BE LIABLE, WHETHER IN CONTRACT OR TORT (INCLUDING NEGLIGENCE) FOR DAMAGES IN EXCESS OF THE PURCHASE PRICE OF THE PRODUCT OR ACCESSORY, OR FOR ANY INDIRECT, INCIDENTAL, SPECIAL OR CONSEQUENTIAL DAMAGES OF ANY KIND, OR LOSS OF REVENUE OR PROFITS, LOSS OF BUSINESS, LOSS OF INFORMATION OR OTHER FINANCIAL LOSS ARISING OUT OF OR IN CONNECTION WITH THE ABILITY OR INABILITY TO USE THE PRODUCTS OR ACCESSORIES TO THE FULL EXTENT THESE DAMAGES MAY BE DISCLAIMED BY LAW.

Some jurisdictions do not allow the limitation or exclusion of incidental or consequential damages, or limitation on the length of an implied warranty, so the above limitations or exclusions may not apply to you. This warranty gives you specific legal rights, and you may also have other rights that vary from one jurisdiction to another.



<b>Consumer Products</b>	<b>One (1) year</b> from the date of the products original purchase by the first consumer purchaser of the product.
<b>Consumer Accessories (battery, power supply(s) and line cords)</b>	<b>Ninety (90) days</b> from the date of the accessories original purchase by the first consumer purchaser of the product.
<b>Consumer Products and Accessories that are Repaired or Replaced</b>	<b>The balance of the original warranty or for ninety (90) days</b> from the date returned to the consumer, whichever is longer.

### Exclusions

**Normal Wear and Tear.** Periodic maintenance, repair and replacement of parts due to normal wear and tear are excluded from coverage.

**Batteries.** Only batteries whose fully charged capacity falls below 80% of their rated capacity and batteries that leak are covered by this limited warranty.

**Abuse & Misuse.** Defects or damage that result from: (a) improper operation, storage, misuse or abuse, accident or neglect, such as physical damage (cracks, scratches, etc.) to the surface of the product resulting from misuse; (b) contact with liquid, water, rain, extreme humidity or heavy perspiration, sand, dirt or the like, extreme heat, or food; (c) use of the Products or Accessories for commercial purposes or subjecting the Product or Accessory to abnormal usage or conditions; or (d) other acts which are not the fault of Motorola or MZGW are excluded from coverage.

**Use of Non-Motorola branded Products and Accessories.** Defects or damage that result from the use of Non-Motorola branded or certified Products or Accessories or other peripheral equipment are excluded from coverage.

**Unauthorized Service or Modification.** Defects or damages resulting from service, testing, adjustment, installation, maintenance, alteration, or modification in any way by someone other than Motorola, MZGW or its authorized service centers, are excluded from coverage.

**Altered Products.** Products or Accessories with (a) serial numbers or date tags that have been removed, altered or obliterated; (b) broken seals or that show evidence of tampering; (c) mismatched board serial numbers; or (d) nonconforming or non-Motorola branded housings, or parts, are excluded from coverage.

**Communication Services.** Defects, damages, or the failure of Products or Accessories due to any communication service or signal you may subscribe to or use with the Products or Accessories is excluded from coverage.

### **How to Obtain Warranty Service or Other Information?**

To obtain service or information, please visit us at: [motorolasound.com/support](http://motorolasound.com/support)

You will receive instructions on how to ship the Products or Accessories at your expense and risk, to a MZGW Authorized Repair Center.

To obtain service, you must include: (a) the Product or Accessory; (b) the original proof of purchase (receipt) which includes the date, place and seller of the Product; (c) if a warranty card was included in your box, a completed warranty card showing the serial number of the Product; (d) a written description of the problem; and, most importantly; (e) your address and telephone number.

This product from MZGW contains code that is licensed under the General Public Licence ('GPL') and/or the Lesser General Public Licence (the 'open source software').

In accordance with the GPL, MZGW has made the relevant code available to download at: [motorolasound.com/support](http://motorolasound.com/support)

## FCC Warning

This device complies with Part 15 of the FCC Rules. Operation is subject to the following two conditions: (1) This device may not cause harmful interference, and (2) This device must accept any interference received, including interference that may cause undesired operation.

This equipment has been tested and found to comply with the limits for a Class B digital device, pursuant to part 15 of the FCC Rules. These limits are designed to provide reasonable protection against harmful interference in a residential installation. This equipment generates, uses and can radiate radio frequency energy and, if not installed and used in accordance with the instructions, may cause harmful interference to radio communications. However, there is no guarantee that interference will not occur in a particular installation. If this equipment does cause harmful interference to radio or television reception, which can be determined by turning the equipment off and on, the user is encouraged to try to correct the interference by one or more of the following measures:

- Reorient or relocate the receiving antenna.
- Increase the separation between the equipment and receiver.
- Connect the equipment into an outlet on a circuit different from that to which the receiver is connected.
- Consult the dealer or an experienced radio/TV technician for help.
- Any changes or modifications not expressly approved by the party responsible for compliance could void the authority to operate equipment.
- This device and its antenna must not be co-located or operating in conjunction with any other antenna or transmitter.

This equipment complies with FCC RF radiation exposure limits set forth for an uncontrolled environment for body-worn configuration in direct contact to the phantom.

This equipment should be installed and operated with minimum distance 20cm from your body. (The product is for car only.)

## ISED(IC) Warning

### RSS-Gen Issue 4 8.4

This device complies with Industry Canada's licence-exempt RSSs. Operation is subject to the following two conditions: (1) This device may not cause interference; and (2) This device must accept any interference, including interference that may cause undesired operation of the device.

*Le présent appareil est conforme aux CNR d'Industrie Canada applicables aux appareils radio exempts de licence. L'exploitation est autorisée aux deux conditions suivantes: (1) l'appareil ne doit pas produire de brouillage, et (2) l'utilisateur de l'appareil doit accepter tout brouillage radioélectrique subi, même si le brouillage est susceptible d'en compromettre le fonctionnement.*

### Co-located

This device and its antenna(s) must not be co-located or operating in conjunction with any other antenna or transmitter.

*Cet appareil et son antenne (s) ne doivent pas être situés ou fonctionner en conjonction avec une autre antenne ou émetteur.*

*En vertu des règlements d'Industrie Canada, cet amplificateur de puissance de fréquence radio externe (insérer Industrie Canada numéro de certification de l'amplificateur de puissance de fréquence radio) ne peut être utilisé avec l'émetteur avec lequel l'amplificateur a été certifié par Industrie Canada. Le numéro de certification pour l'émetteur avec lequel cet amplificateur est autorisée à opérer est IC: 20353-02736.*

(i) The device for operation in the band 5150-5250 MHz is only for indoor use to reduce the potential for harmful interference to co-channel mobile satellite systems; (For devices installed in vehicles point i. is not required.)

(ii) For devices with detachable antenna(s), the maximum antenna gain permitted for devices in the bands 5250-5350 MHz and 5470-5725 MHz shall be such that the equipment still complies with the e.i.r.p. limit;

(iii) For devices with detachable antenna(s), the maximum antenna gain permitted for devices in the band 5725-5850 MHz shall be such that the equipment still complies with the e.i.r.p. limits specified for point-to-point and non-point-to-point operation as appropriate; and

(iv) Where applicable, antenna type(s), antenna models(s), and worst-case tilt angle(s) necessary to remain compliant with the e.i.r.p. elevation mask requirement set forth in section 6.2.2.3 shall be clearly indicated.

Users should also be advised that high-power radars are allocated as primary users (i.e. priority users) of the bands 5250-5350 MHz and 5650-5850 MHz and that these radars could cause interference and/or damage to LE-LAN devices.

*(i) l'appareil pour fonctionner dans la bande 5150-5250 MHz est réservé à une utilisation en intérieur afin de réduire les risques d'interférences nuisibles à la co-canal systèmes mobiles par satellite;*

*(ii) pour les appareils avec antenne (s) détachable, le gain d'antenne maximal autorisé pour les appareils dans les bandes 5250-5350 MHz et 5470-5725 MHz doit être telle que l'équipement satisfait encore la pire limite;*

*(iii) pour les appareils avec antenne (s) détachable, le gain d'antenne maximal autorisé pour les appareils dans la bande 5725-5850 MHz doit être telle que l'équipement satisfait encore la pire limites spécifiées pour le point-à-point et non point-à-point, le cas échéant; opération et*

*(iv) l'angle d'inclinaison du pire (s) nécessaire pour rester conforme à la pire exigence de masque d'élévation énoncées dans la section 6.2.2 (3) doit être clairement indiqué.*

*Devraient également être informés les utilisateurs que les radars à haute puissance sont désignés comme utilisateurs principaux (c.-à-utilisateurs prioritaires) des bandes 5250-5350 MHz et 5650-5850 MHz et que ces radars pourraient provoquer des interférences et / ou endommager les appareils LE-LAN.*

#### **IC Radiation Exposure Statement: Portable device (SAR)**

This equipment complies with ISED radiation exposure limits set forth for an uncontrolled environment. End user must follow the specific operating instructions for satisfying RF exposure compliance. The portable device is designed to meet the requirements for exposure to radio waves established by the ISED. These requirements set a SAR limit of 1.6 W/kg averaged over one gram of tissue. The highest SAR value reported under this standard during product certification for use when properly worn on the body.

This equipment should be installed and operated with minimum distance 20cm from your body. (The product is for car only.)

This product cannot be used with an additional USB cable when used on the car.

This product can only be used on the car.

This product cannot be used in situations other than car use, such as laptop, tablet and mobile phone.

Ce produit ne peut pas être utilisé avec un câble USB supplémentaire lorsqu'il est utilisé sur la voiture.

Ce produit ne peut être utilisé que sur la voiture.

Ce produit ne peut pas être utilisé dans des situations autres que l'utilisation de la voiture, comme un ordinateur portable, une tablette et un téléphone portable.

## **EU Declaration of Conformity**

Hereby, MZGW declares that the radio equipment type is in compliance with RE Directive 2014/53/EU.



## **UK Declaration of Conformity**

Hereby, MZGW declares that this product is in compliance with the requirements for UKCA marking.



Both the EU and UK Declaration of Conformity can be obtained at [motorolasound.com](http://motorolasound.com)



The Wi-Fi CERTIFIED™ word mark and logos are registered trademarks owned by Wi-Fi Alliance, Inc.



The Bluetooth® word mark and logos are registered trademarks owned by Bluetooth SIG, Inc.

Manufactured, distributed or sold by Meizhou Guo Wei Electronics Co., LTD., official licensee for this product. MOTOROLA and the Stylised M Logo, are trademarks or registered trademarks of Motorola Trademark Holdings, LLC. and are used under license. All other trademarks are the property of their respective owners. © 2021 Motorola Mobility LLC.  
All rights reserved.

Android, Google Play and Android Auto are trademarks of Google LLC.



Printed in Taiwan  
EN-NA\_EU\_UK V14