

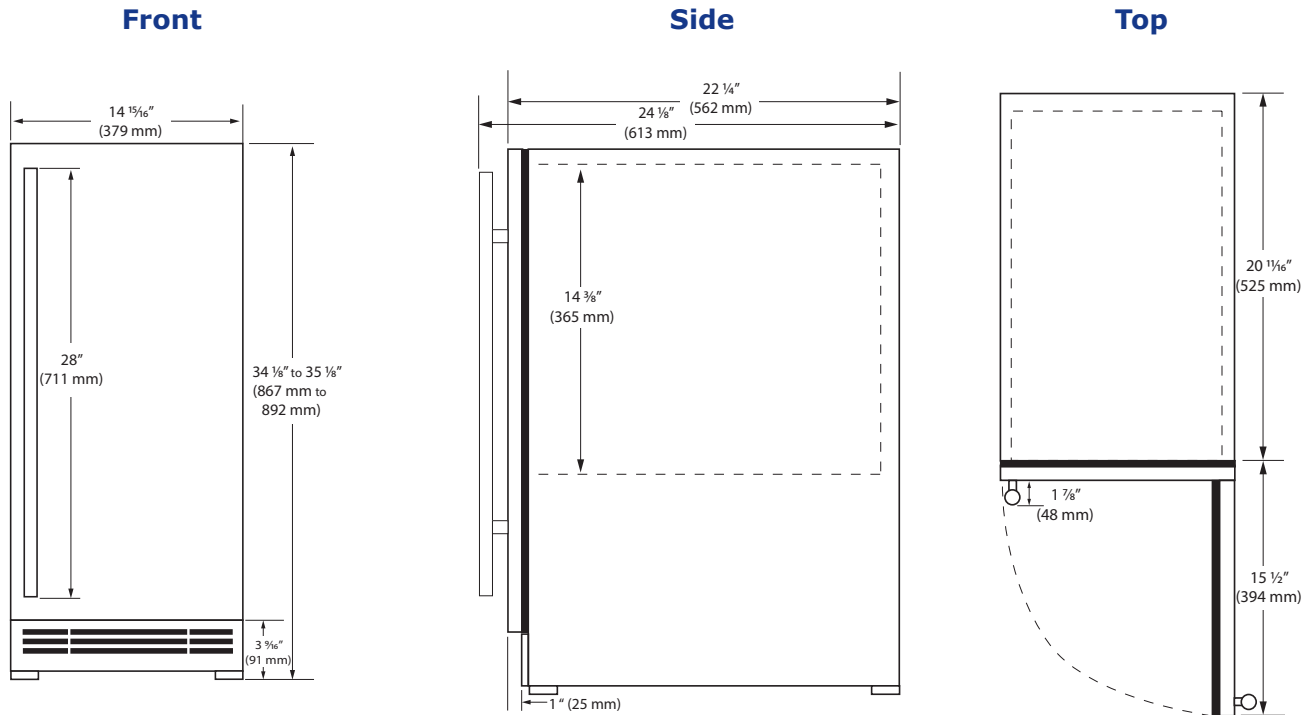


### Key Features

- Makes crescent shaped cubes approx. 1/2" W x 3/4" H x 2 1/4" L
- Daily ice production is approximately 4 times greater than the average household refrigerator
- White interior
- Produces and stores up to 25 lb (11 Kg) of ice per day
- Stainless steel full-wrap door and handle (7/8" diameter)
- Stainless steel grille (stainless model), black metal grille (black, white, & integrated models)
- Field reversible door is shipped right-hand hinged
- Built-in or freestanding
- Four adjustable leveling legs
- No drain required

### Model Details

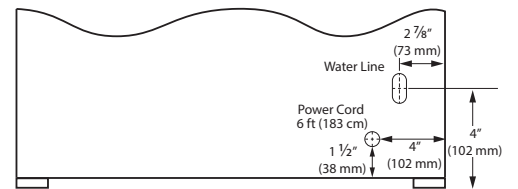
Model	Voltage/Hz	Door Swing	Finish	Shipping Weight
UHCR115-SS01B	115 / 60	Field Reversible	Stainless Solid	91 lb
UHCR115-IS01B	115 / 60	Field Reversible	Integrated Solid	87 lb
UHCR115-BS01B	115 / 60	Field Reversible	Black Solid	91 lb
UHCR115-WS01B	115 / 60	Field Reversible	White Solid	91 lb



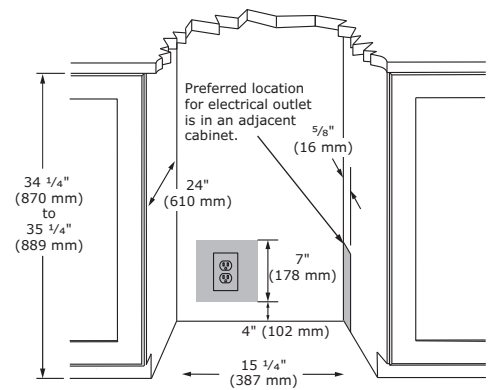
### Specifications

Model	HCR115
Amps: Running (115 v)	2.5 A
Capacity Ice	25 lb (11 Kg)
Defrost Type	Manual
Dimensions: Product Depth	22 1/4" / 562 mm
Dimensions: Product Height	34 1/8" / 867 mm
Dimensions: Product Width	14 15/16" / 379 mm
ENERGY STAR	N/A
Energy Consumption: Avg. Per Year	N/A
Ice Production	25 lb (11 Kg)
Ice Type	Crescent Ice
Panel Height	30 1/4" / 768 mm
Panel Thickness	3/4" / 20 mm
Panel Type	Solid Panel
Panel Width	14 3/4" / 375 mm
Refrigerant Type	R600a

### Back



### Cabinet Cut-Out



### Warranty

- 1 Year (parts & labor) / 5 year sealed system (parts)
- + **Additional 1 Year (parts & labor) warranty at no cost with product registration**

See complete warranty for details



### Installation Notes

- 15" cutout width sufficient if door protrudes beyond adjacent cabinetry
- No additional clearance is needed for ventilation
- Do not obstruct front grille air flow

