

10,000mAh 20,000mAh Power Bank

Quick Setup Guide

BE-MB21020B25 / BE-MB22020B25

BEST BUY
essentials™

Before using your new product, please read these instructions to prevent any damage.

Package contents

- Power Bank
- 1 ft. (.3 m) USB-C cable
- Quick Setup Guide


20W | 20,000 mAh

20W | 10,000 mAh

Features



- ● ● ● 4 LEDs = 75-100% power
- ● ● ● 3 LEDs = 50-75% power
- ○ ● ● 2 LEDs = 25-50% power
- ○ ○ ● 1 LED = 5-25% power
- ○ ○ * Blinking LED = < 5% power
- ○ ○ ○ No LEDs = 0% power

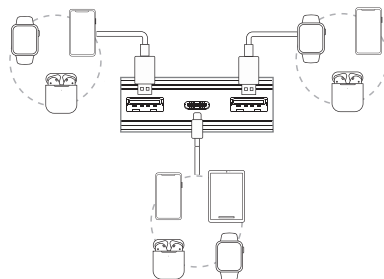


- Press the button to turn your power bank on.
- Press and hold the button for 5 seconds to turn your power bank off.
- Double-click the button to enter trickle-charging mode.

Charging your devices

WARNING: Do not charge devices while your power bank is recharging.

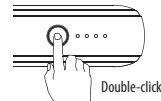
Note: If your device requires a different cable than the one provided, use the cable that came with your device.



Trickle-charging mode

Double-click the button to enter trickle-charging mode, which supports the charging of low power devices, such as Apple Watches, AirPods, and similar devices.

Four LEDs blink in sequence indicating trickle-charging mode is turned on.

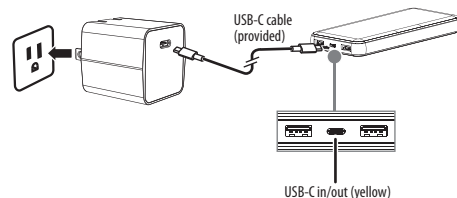


After two hours, your power bank automatically resumes normal charging mode.

Note: To exit trickle-charging mode early, double click the button again.

Recharging your power bank

Note: All four LEDs light when your power bank is fully charged.



Safety information/caution

- Do not expose your power bank to heat, fire, or water.
- Do not modify, disassemble, open, drop, crush, puncture, or shred the internal battery.
- This is not a toy. Young children should be supervised to make sure that they do not play with the power bank.
- Do not charge devices while your power bank is recharging.
- Recharge your power bank if it has not been used for more than 90 days.
- Risk of fires and burns. Do not open, crush, heat above 140° F (60° C), or incinerate.
- Follow the manufacturer's instructions.
- Operating environment temperatures: 32 ~ 95° F (0 ~ 35° C)

This product is safe for regular use under normal conditions. As with any device using electrical power, some situations may be unsafe and injuries or damages could result. To minimize or avoid unsafe conditions, read, and follow the instructions before using.

Warning



The following represents a typical, but not exhaustive list of advice to be provided to the end-user.

- a) Do not drop, disassemble, open, crush, bend, deform, puncture, shred, microwave, incinerate, paint, submerge in a liquid, or insert foreign objects into the power bank.
- b) Keep power banks out of the reach of children. Children should be supervised when a power bank is in use.
- c) Do not expose power banks to heat or fire. Do not store in direct sunlight or in a vehicle.
- d) Do not use or charge a damaged power bank. In the event of a power bank leaking, keep away from skin and eyes. Wash any affected area with large amounts of water and seek medical attention.
- e) Power banks need to be charged before use. Always use the correct cable and refer to the power bank manufacturer's instructions for proper charging instructions.
- f) Do not use any cable other than that specifically provided or recommended by the power bank manufacturer.
- g) Do not use a damaged cable to charge or discharge a power bank.
- h) Do not leave a power bank on prolonged charge when not in use. Disconnect the power bank from the charging source when full.
- i) Observe the dedicated input and output ports for receiving and providing power on the power bank and the device to be charged to ensure correct use.
- j) Do not use any power bank which is not designed for use with the device you wish to charge. Refer to the device's manual for proper charging instructions.
- k) When possible, detach cable(s) from power bank when not in use.
- l) Only use the power bank in the application for which it was intended.
- m) Store the power bank in a cool, dry place when not in use. When a power bank is not used for prolonged periods, the power bank should be charged periodically in order to maintain power bank life.
- n) Dispose of power bank properly.
- o) Keep all instructions provided with the power bank for future reference.

Specifications

Power bank output capacity will be less than built-in battery capacity.

Performance will vary based on settings and environmental conditions and will decrease over time and with use.

Model #		
Battery capacity	10,000mAh (5,000mAh*2)	20,000mAh (10,000mAh*2)
Input	20W (USB-C) DC 5V/3A, 9V/2.22A	20W (USB-C) DC 5V/3A, 9V/2.22A
Output	20W Max Use One Port: USB-C: DC 5V/3A, 9V/2.22A (PPS) 5-11V/2A, 20W Max USB1 / 2: DC 5V/2.4A Use Multi Ports: DC 5V/3A TOTAL	20W Max Use One Port: USB-C: DC 5V/3A, 9V/2.22A (PPS) 5-11V/2A, 20W Max USB1 / 2: DC 5V/2.4A Use Multi Ports: DC 5V/3A TOTAL
Dimensions (H × W × D)	5.6 × 2.7 × 0.65 in. (14.2 × 6.9 × 1.65 cm)	5.6 × 2.7 × 1.13 in. (14.2 × 6.9 × 2.85 cm)
Included USB-C cable length	1 ft. (30 cm)	1 ft. (30 cm)
Weight	0.48 lbs. (215 ± 10 g)	0.77 lbs. (350 ± 10 g)

Legal notices

Declaration of Conformity:

Brand name/model number: Best Buy essentials BE-MB21020B25 / BE-MB22020B25

This device complies with Part 15 of the FCC Rules. Operation is subject to the following two conditions:

(1) this device may not cause harmful interference, and (2) this device must accept any interference received, including interference that may cause undesired operation.

Suppliers Name: Best Buy Purchasing, LLC. Suppliers Address (USA): 7601 Penn Ave South, Richfield, MN 55423 U.S.A. Suppliers phone number: 1-877-467-4289

FCC caution:

Changes or modifications not expressly approved by the party responsible for compliance could void the user's authority to operate the equipment.

FCC Statement:

Note: This equipment has been tested and found to comply with the limits for a Class B digital device, pursuant to Part 15 of the FCC Rules. These limits are designed to provide reasonable protection against harmful interference in a residential installation. This equipment generates, uses, and can radiate radio frequency energy and, if not installed and used in accordance with the instructions, may cause harmful interference to radio communications. However, there is no guarantee that interference will not occur in a particular installation. If this equipment does cause harmful interference to radio or television reception, which can be determined by turning the equipment off and on, the user is encouraged to try and correct the interference by one or more of the following measures:

- Reorient or relocate the receiving antenna.
- Increase the separation between the equipment and receiver.
- Connect the equipment into an outlet on a circuit different from that to which the receiver is connected.
- Consult the dealer or an experienced technician for help.

One-year limited warranty

Visit www.bestbuy.com/bestbuyessentials for details.

Contact Best Buy essentials

For customer service, call

1-877-467-4289 (U.S. and Canada)

www.bestbuy.com/bestbuyessentials

iPhone is a trademark of Apple Inc., registered in the U.S. and other countries.

Best Buy essentials is a trademark of Best Buy and its affiliated companies.

Distributed by Best Buy Purchasing, LLC

7601 Penn Ave South, Richfield, MN 55423 U.S.A.

©2024 Best Buy. All rights reserved.