



USB Ultra Power Hub

RF-GPS31301

QUICK SETUP GUIDE

Thank you for purchasing this high quality PS3® USB Ultra Power Hub.

Package contents

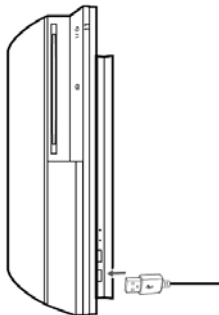
- PS3 USB Ultra Power Hub
- PS3 communication cable
- USB charging cables (2)
- AC adapter
- *Quick Setup Guide*

Features

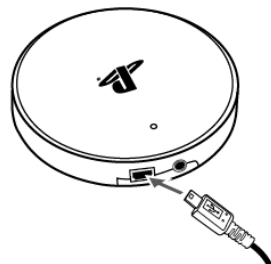
- 4 USB ports, providing additional ports for PS3 peripherals
- UL Approved AC adapter
- Charges all PS3 supported peripherals
- Compatible with Sony PlayStation 3

Setting up your hub

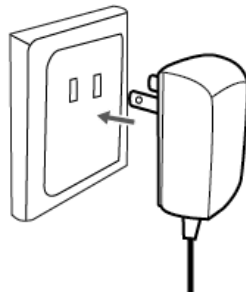
- 1 Turn off the PS3 and plug the PS3 communication cable into an open USB port on the front of the PS3.



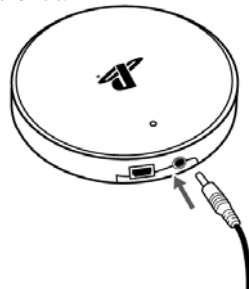
- 2 Connect the other end of the USB communication cable into the USB port on the back of the hub.



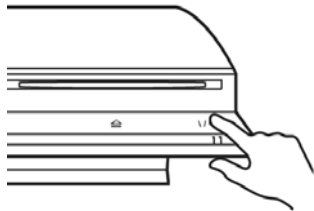
- 3 Plug the AC adapter into an appropriate outlet.



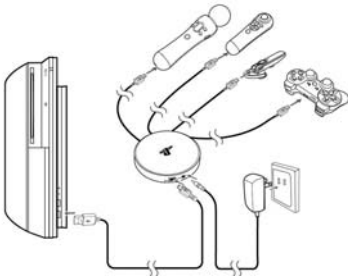
- 4 Connect the AC adapter DC plug into the DC port on the back of the hub.



5 Turn on the PS3.



The hub is now ready to use. Charge controllers, headsets, or connect a PS Eye...and more. Enjoy!



Important safety information

- You must use the included AC adapter to power the hub.
- Do not disassemble any of the components. Refer all services to qualified personnel only.
- Do not place or store the product in a humid area and do not expose it to water or rain.
- Use the product only as instructed. Read all instructions before operating the product.
- Failure to follow these directions may void the warranty.
- For use with Sony PlayStation 3 and peripherals.

FCC Information

This device complies with part 15 of the FCC Rules. Operation is subject to the following two conditions: (1) This device may not cause harmful interference, and (2) this device must accept any interference received, including interference that may cause undesired operation.

Caution: Changes or modifications not expressly approved by the party responsible for compliance could void the user's authority to operate this equipment.

Note: This equipment has been tested and found to comply with the limits for a Class B digital device, pursuant to part 15 of the FCC Rules. These limits are designed to provide reasonable protection against harmful interference in a residential installation. This equipment generates, uses and can radiate radio frequency energy and, if not installed and used in accordance with the instructions, may cause harmful interference to radio communications. However, there is no guarantee that interference will not occur in a particular installation. If this equipment does cause harmful interference to radio or television reception, which can be determined by turning the equipment off and on, the user is encouraged to try to correct the interference by one or more of the following measures:

- Reorient or relocate the receiving antenna.
- Increase the separation between the equipment and receiver.
- Connect the equipment into an outlet on a circuit different from that to which the receiver is connected.
- Consult the dealer or an experienced radio/TV technician for help.

ICES-003

This Class B digital apparatus complies with Canadian ICES-003; Cet appareil numérique de la classe B est conforme à la norme NMB-003 du Canada.

90-day limited warranty

Visit www.rocketfishproducts.com for details.

Contact Rocketfish:

For customer service, call 1-800-620-2790
www.rocketfishproducts.com

© 2012 BBY Solutions, Inc. All Rights Reserved.
Distributed by Best Buy Purchasing, LLC
7601 Penn Avenue South, Richfield, MN USA
55423-3645

ROCKETFISH is a trademark of BBY Solutions, Inc. All other products and brand names are trademarks of their respective owners.

Manufactured & distributed under license by Sony Computer Entertainment America LLC.

“PS” and “PlayStation” are registered trademarks of Sony Computer Entertainment Inc.

“PS3” is a trademark of the same company.