



LED DESK LAMP

with Bladeless Fan

USER MANUAL



**5 Levels of Brightness
Dimmer Function**



**3 Light Modes
Warm/Natural/Bright**



**Bladeless Fan with 3 Level
Speed & Illumination**



**2 USB Charging Ports
(5V, 2.1 Amps Each)**



Touch Control

SAVE THESE INSTRUCTIONS

For Customer Care, production operation information or problem resolution, call toll-free 1-877-654-1991.

Model# SL9066-4



64 Ultra Brite Long Lasting LEDs
(Up to 35,000 hours)

Adjustable Gooseneck Design

Independent
3-Speed Fan Control

3 Mode Light Temperatures
Warm/Natural/Bright

5 Levels of Brightness
Dimmer Function

On / Off Light Switch

2 USB Charging Ports
(5V, 2.1 Amps Each)

UltraBrite LED Desk Lamp with with Bladeless Fan, 2 USB Ports
Model# SL9066-4

User Manual

SAVE THESE INSTRUCTIONS

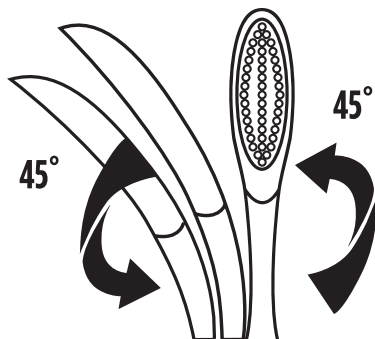
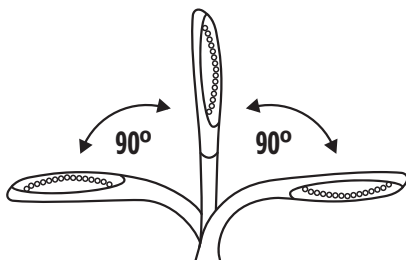
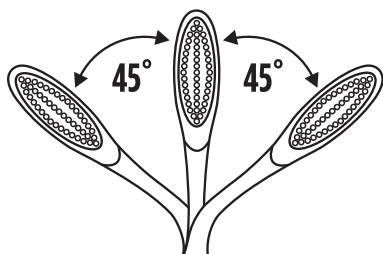
For Customer Care, production operation information or problem resolution, call toll-free 1-877-654-1991.

IMPORTANT SAFETY INSTRUCTION

WARNING!: DO NOT EXPOSE THE ADAPTOR TO RAIN OR MOISTURE TO REDUCE THE RISK OF FIRE, ELECTRIC SHOCK, OR INJURY TO PERSONS.

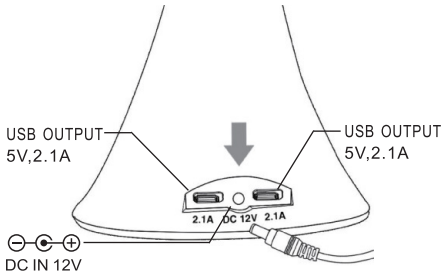
WARNING!: USE THIS PRODUCT ONLY ON A FIRM AND LEVEL SURFACE. NEVER BLOCK THE VENTILATION HOLES ON THE PRODUCT. PLEASE READ THE INSTRUCTIONS BEFORE OPERATING THIS PRODUCT.

- LED Module is not replaceable. Do not break or pull out LED bulbs.
- Indoor use only.
- Do not look directly at the light.
- Keep lamp away from materials that may burn.
- If the supply cord or adaptor is damaged, it must be replaced only by service agent or a qualified technician.



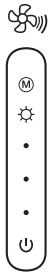
Operation Instructions:




1. Use this product only on a firm and level surface and keep away any objects or materials from blocking the ventilation holes on the product.
2. Connect the power adapter in the rear of the lamp. This power unit is intended to be correctly orientated in a vertical or floor mount position.



3. Touch On/Off  to turn on the lamp.

4. Touch or slide finger up and down on control panel to adjust brightness.



5. Tap "  " to switch between 3 modes: Warm, Bright, Natural light.
6. Touch On/Off  to turn off the lamp.
7. Tap "  " to achieve the 3 fan speed levels.

USB Port Specifications:

*Output: 5 Volt, 2.1A (both ports).

The USB Ports are capable of charging most phones, iPads and small tablets.
Requires USB cable to charge (not included).

Maintenance Instructions:

1. Read the instruction manual carefully before assembly or use in case of any risk.
2. Do not switch the light On/Off repeatedly in a short time to protect the lifetime of the LED.
3. LED module is not replaceable. Do not break or pull out LED bulbs.
4. Do not look directly at the light.
5. Keep lamp away from material that may burn.
6. Use a dry cloth for daily cleaning.
7. For product operation information or a problem resolution, call toll-free 1-877-654-1991.

Lamp transformer FCC instructions:

NOTE: This equipment has been tested and found to comply with the limits for a Class B digital device, pursuant to Part 15 of the FCC Rules. These limits are designed to provide reasonable protection against harmful interference in a residential installation. This equipment generates, uses and can radiate radio frequency energy and, if not installed and used in accordance with the instructions, may cause harmful interference to radio communications. However, there is no guarantee that interference will not occur in a particular installation. If this equipment does cause harmful interference to radio or television reception, which can be determined by turning the equipment off and on, the user is encouraged to try to correct the interference by one or more of the following measures:

- Reorient or relocate the receiving antenna.
- Increase the separation between the equipment and receiver.
- Connect the equipment into an outlet on a circuit different from that to which the receiver is connected.
- Consult the dealer or an experience radio/TV technician for help.

"This device complies with Part 15 of the FCC Rules. Operation is subject to the following two conditions: (1) This device may not cause harmful interference, and (2) this device must accept any interference received, including interference that may cause undesired operation."

One-Year Limited Product Warranty

The manufacturer warrants the unit for a limited time to be free from defects in material and workmanship. If any part is found to be defective during the warranty period, your sole and exclusive remedy will be repair or replacement, at the manufacturer's option and expense, of the defective part except for the shipping cost. It is the responsibility of the consumer to pay the shipping costs to return the machine to the manufacturer.

This warranty is valid for the original consumer only with original proof of purchase and is not transferable. This warranty does not apply in cases of abuse, mishandling or unauthorized repair. ANY IMPLIED WARRANTY, INCLUDING THAT OF MERCHANTABILITY OR FITNESS FOR A PARTICULAR PURPOSE, IS HEREBY LIMITED IN DURATION TO THE APPROPRIATE WARRANTY PERIOD SET FORTH ABOVE. In no event shall the manufacturer be liable for any consequential or incidental damages attributable to this product. This warranty gives you specific legal rights. You may have other legal rights that vary according to the laws of the State in which you reside.

For more details, or to obtain service under this warranty, please contact us at 877-654-1991. Please retain original proof of purchase to ensure that your product is recorded and warranty information received.

Return Instructions

1. Before you return your unit, call 877-654-1991 for a Return Authorization Number (RA#), shipping instructions, and the manufacturer's address.
2. Make a photocopy of the proof of purchase (receipt), showing original purchase date, and include it inside the package (DO NOT send the original receipt).
3. Pack the unit in its original carton, or equivalent, and write the RA# clearly on the outside of the box.
4. Ship the unit to the address provided. Save your shipping receipt.

IMPORTANT!

You must call us to obtain an RA# before returning a defective product.
No shipments will be accepted without a valid RA#.



Toll-Free 877.654.1991 | www.ultrabriteidea.com
An INTEK Brand | We Care. We Share. ©2018 INTEK America Inc.
18528 S. Dominguez Hills Drive, Rancho Dominguez, CA 90220