
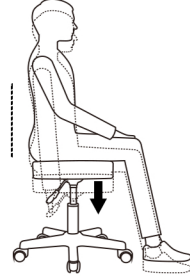


## Precautions for the use of swivel chairs:

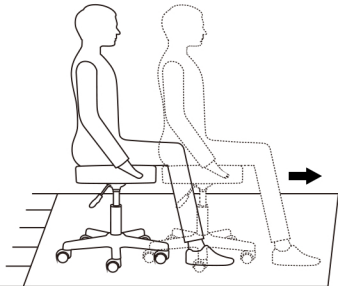
- 1** Please keep your center of gravity level and **do not tilt or rock** when sitting on the chair, and **do not lean back and forth** to prevent falling;



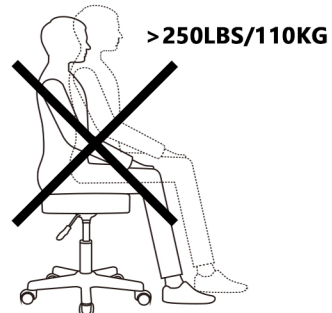
- 2** Please keep your center of gravity down when lifting and lowering the product to make it easier to adjust the seat height;



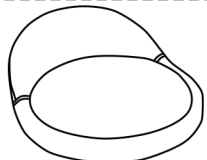
- 3** When sliding the seat on uneven, smooth, hard ground (such as carpet), **please hold your chair to stay safe and not fall**;



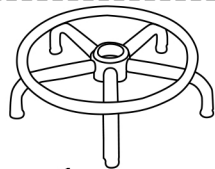
- 4** Do not use chairs above the maximum load capacity of 250lbs/110kg;




## Part List



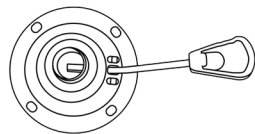
**A** Cushion×1



**B** Base×1



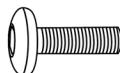
**C** Gas lift×1



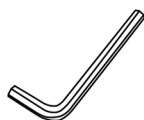
**D** Adjustment handle×1



**E** Wheel×5

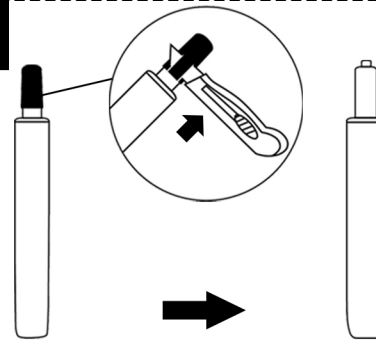


**F** Screw×4



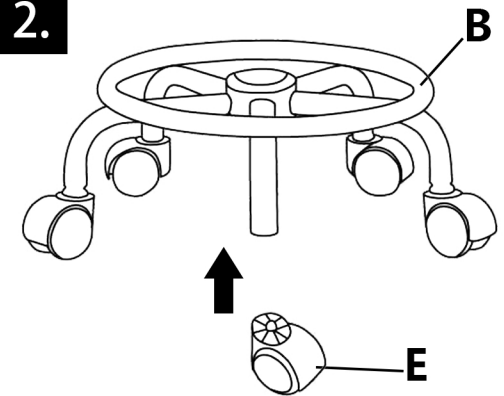
**G** Wrench×1

**1.**

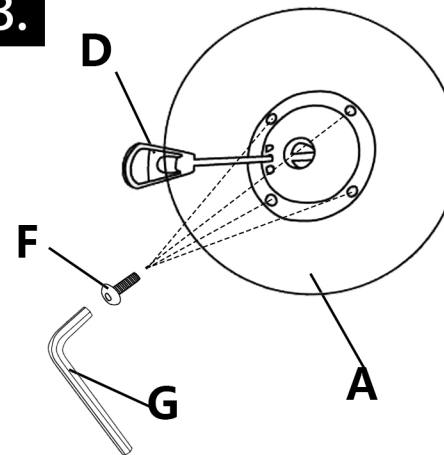


★ **Caution:** Remove the plastic cap before assembly. This is a part of packaging only. Sometimes the cap cracked firmly inside the seat plate, you' d better to remove it by tools like knife scissor.

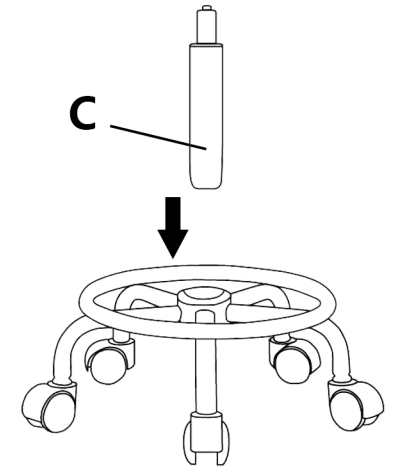
**2.**



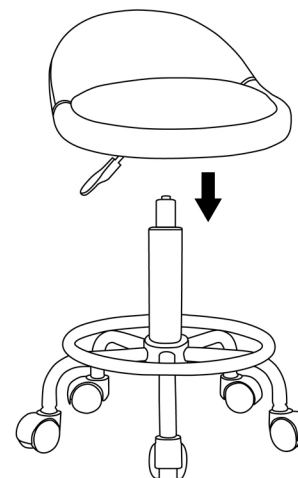
**3.**



**4.**



**5.**



**6.**

