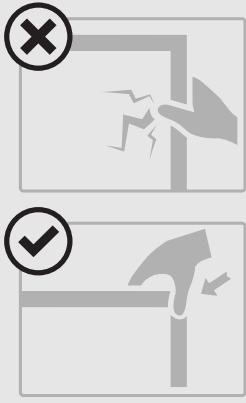


IMPORTANT!



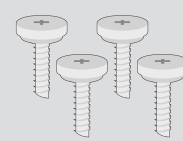
DO NOT TOUCH THE SCREEN
NE TOUCHEZ PAS L'ÉCRAN



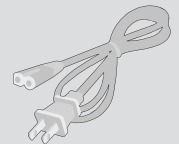
Inside the box
Dans la boîte



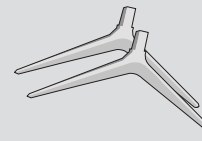
TV
TV



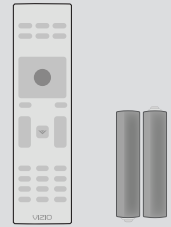
4 x Screws for TV Stands
4 x Vis Pour supports de TV



Power Cable
Câble d'alimentation

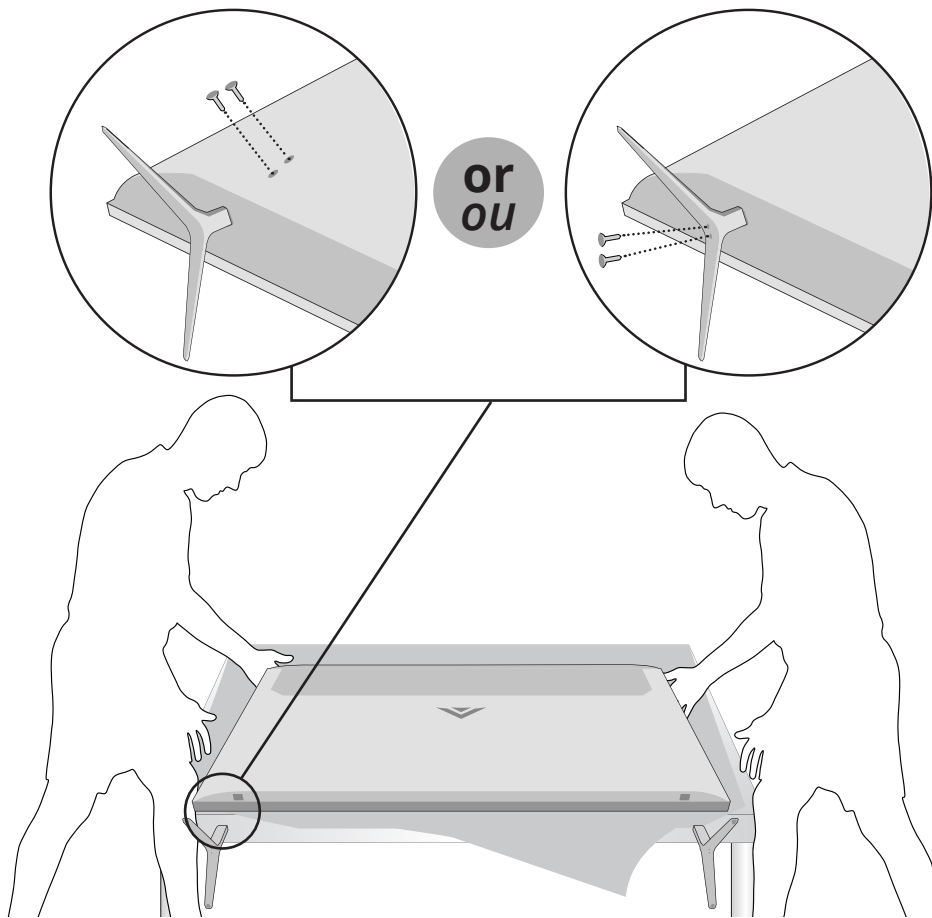


TV Stands
Supports de TV

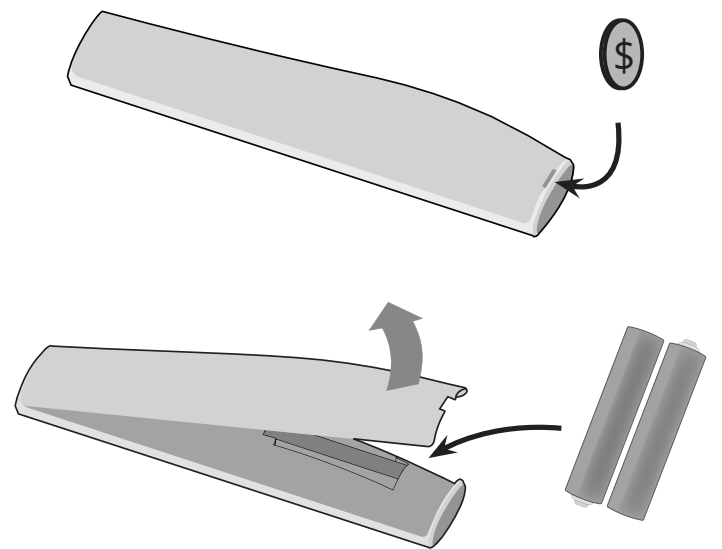


Remote with Batteries
Télécommande avec piles

1



2

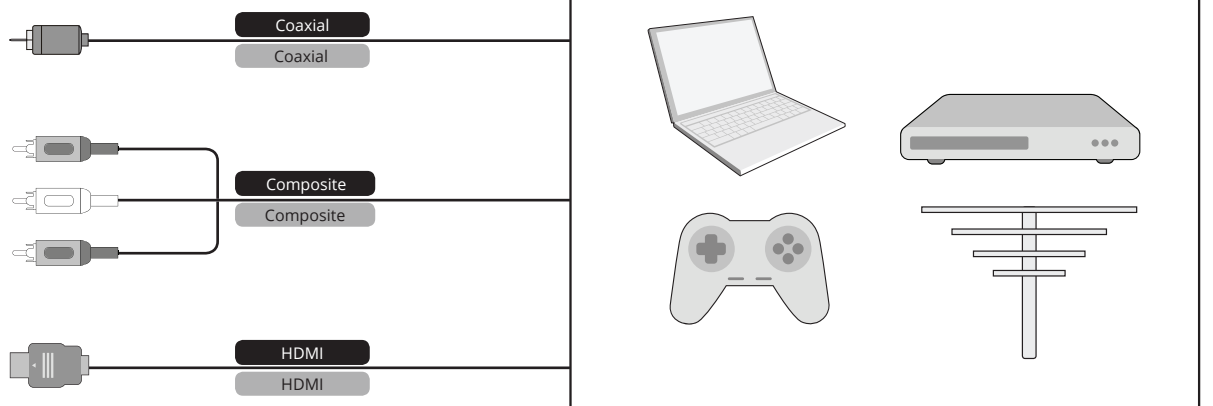


3

Plug the tv power cord into a wall outlet. For more information on connecting your devices refer to the User Manual.
Branchez le cordon d'alimentation de la tv dans une prise murale. Référez-vous au manuel d'utilisation pour plus d'information sur le branchement de vos appareils.

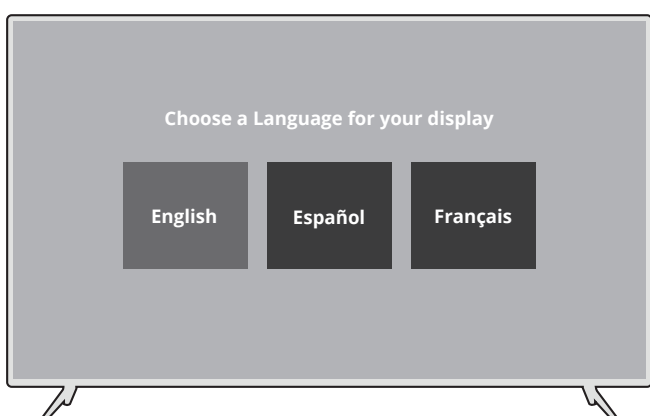


Adapters may be required. Not included.
Des adaptateurs peuvent être requis. Non inclus.



4

Follow on-screen instructions to complete setup.
Suivez les instructions à l'écran pour effectuer la installation.



For more information including the product's full User manual, visit VIZIO.com.

Pour plus d'informations, y compris manuel complet de l'utilisateur du produit, Visitez VIZIO.com.

How to Text VIZIO Support

Using your mobile device, send a text message to:

205-301-3729

Note: This number accepts SMS/MMS messages only.

No voice calls accepted. Message and data rates may apply. U.S. only.