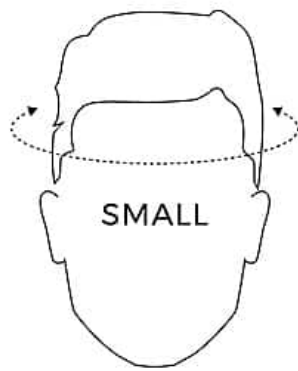
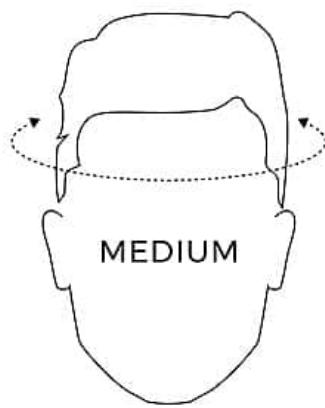


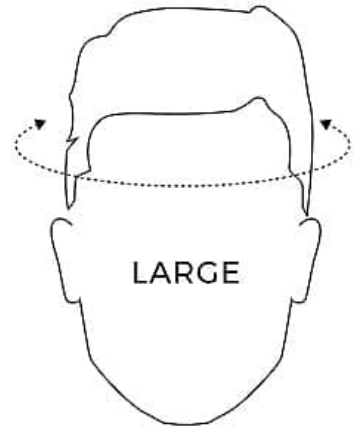
19.3-20.9in , 49-53cm
Hat Size: 6 $\frac{1}{8}$ - 6 $\frac{1}{2}$



21 $\frac{1}{4}$ - 22 $\frac{1}{2}$ in , 54-57 cm,
Hat Size: 6 $\frac{3}{4}$ - 7 $\frac{1}{8}$



22 $\frac{1}{2}$ - 23 $\frac{1}{4}$ in , 57-59 cm,
Hat Size: 7 $\frac{1}{8}$ - 7 $\frac{3}{8}$



23 $\frac{1}{4}$ - 24 $\frac{1}{2}$ in , 59-62 cm,
Hat Size: 7 $\frac{3}{8}$ - 7 $\frac{3}{4}$

01

FIND A MEASURING TOOL

Find a flexible measuring tape or a phone charger (and ruler to measure it against).

02

MEASURE

Wrap the cord around your head just above the eyebrows.

03

FIND YOUR SIZE

Use the chart above to find your size. If you're in-between sizes, size down.