


Inner spread


Setting up your Google Nest Wifi

- 1




Plug in your router

Plug the power adapter into the router and a wall outlet. Then connect the router to your modem* with the Ethernet cable (included).
- 2



Get the Google Home app

Download the Google Home app on a compatible phone or tablet
- 3

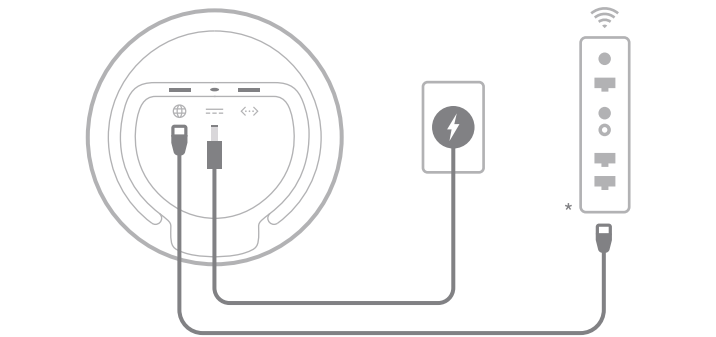


Set up your device

Follow the on-screen steps to finish setup. If you already have Nest devices, tap + to add your router.

* Box from your service provider that brings the internet into your home

Router setup



What's included

