



illustrative picture

SWK 4x Electric Kettle

- ✓ Exclusive polished stainless steel
- ✓ Crystal decorated elegant body
- ✓ Specially designed anti-drip spout

1.5L Capacity

1,500W Power

Power cord storage in the base

Heating base from stainless steel with a covered heating spiral










Backlight power button

Suitable also for hearing impaired customers (indicator light for operation)

Triple safety system:
 Protection against overheating when turned on without water
 Automatic shut off when removed from the base
 Automatic shut-off when boiling point is reached

Lid safety lock in closed position

360° Swivel Base

Commercial name	Production code
SWK 40WH 	SWK 40WH-NAB1
SWK 41GR 	SWK 41GR-NAB1
SWK 42BL 	SWK 42BL-NAB1
SWK 43OR 	SWK 43OR-NAB1
SWK 44RD 	SWK 44RD-NAB1
SWK 45VT 	SWK 45VT-NAB1
SWK 46YL 	SWK 46YL-NAB1
SWK 47GG 	SWK 47GG-NAB1
SWK 48RS 	SWK 48RS-NAB1

Region

North America (NA)

PRODUCT LABELING

Commercial name	STM 4x
Production code	STM 4x-NAB1

MODEL SPECIFICATIONS

Plug type	B
Certifications	ETL/CETL
Certifications of PB	ISTA 3a
Manual	EN, ES, FR
Language on product box	EN, ES, FR
Capacity	1.5L
Power input	1,500W
Voltage and frequency	120V/60Hz
Type of central connector	Otter
Type of endings	Type B (3 pins)
Material	Metal
Concealed heating coil	yes
Protection against overheating when turned on without water	yes
Automatic shut-off when removed from the base	yes
On/Off switch	yes
Power On indicator light	yes
Anti-slip protection	yes
Power cord storage in the base	yes
Ergonomically shaped handle	yes
Central 360° connector	yes

DIMENSIONS

Package dimensions WxHxD	
Quantity in mastercarton	
Quantity on pallet	
MOQ per color	1000
Quantity for 40HQ	3612
Colors per 40HQ	3
Brutto weight of PB	



STANDARD 3A