



## PS Vita and PSP Power Kit RF-PSV1303


### QUICK SETUP GUIDE

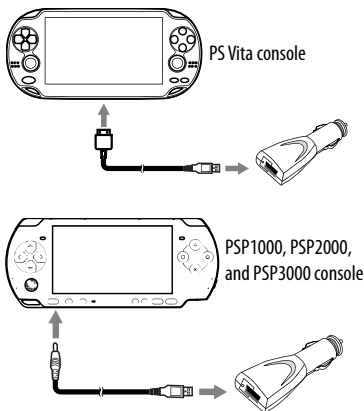
### Package contents

- USB car adapter
- USB AC adapter
- PS Vita and PSP power cable
- *Quick Setup Guide*


### Using your PS Vita and PSP Power Kit

#### To use the car adapter:

- 1 Insert the game console PS Vita and PSP power cable (PS Vita connector for the PS Vita system and PSP for PSP1000, PSP2000, or PSP3000) into your game console's multi-use port.
- 2 Plug the PS Vita and PSP power cable to the car adapter.
- 3 Make sure that the vehicle's engine is running, then plug the USB car adapter directly into the vehicle's power socket.
- 4 While the system is charging, the indicator turns orange (the  button on the PS Vita and the POWER indicator on the PSP). For approximate charging times, refer to your console's *User Guide*.



## To use the USB AC adapter:

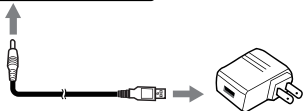
- 1 Insert the game console connector cable (PS Vita connector for the PS Vita system and PSP for PSP1000, PSP2000, or PSP3000) into your game console's multi-use port.
- 2 Plug the PS Vita and PSP power cable into the USB AC adapter.
- 3 Plug the USB AC adapter into a wall outlet.
- 4 While the system is charging, the indicator turns orange (the  button on the PS Vita and the POWER indicator on the PSP). For approximate charging times, refer to your console's *User Guide*.



PS Vita console



PSP1000,  
PSP2000, and  
PSP3000 console



## FCC Information

This device complies with part 15 of the FCC Rules. Operation is subject to the following two conditions: (1) This device may not cause harmful interference, and (2) this device must accept any interference received, including interference that may cause undesired operation.

**Caution:** Changes or modifications not expressly approved by the party responsible for compliance could void the user's authority to operate this equipment.

**Note:** This equipment has been tested and found to comply with the limits for a Class B digital device, pursuant to part 15 of the FCC Rules. These limits are designed to provide reasonable protection against harmful interference in a residential installation. This equipment generates, uses and can radiate radio frequency energy and, if not installed and used in accordance with the instructions, may cause harmful interference to radio communications. However, there is no guarantee that interference will not occur in a particular installation. If this equipment does cause harmful interference to radio or television reception, which can be determined by turning the equipment off and on, the user is encouraged to try to correct the interference by one or more of the following measures:

- Reorient or relocate the receiving antenna.
- Increase the separation between the equipment and receiver.
- Connect the equipment into an outlet on a circuit different from that to which the receiver is connected.
- Consult the dealer or an experienced radio/TV technician for help.

## ICES-003

This Class B digital apparatus complies with Canadian ICES-003; Cet appareil numérique de la classe B est conforme à la norme NMB-003 du Canada.

## 90-day limited warranty

Visit [www.rocketfishproducts.com](http://www.rocketfishproducts.com) for details.

## Contact Rocketfish:

For customer service, call 1-800-620-2790

[www.rocketfishproducts.com](http://www.rocketfishproducts.com)

"PlayStation®Vita" is a product of Sony Computer Entertainment Inc.

"PSP" is a registered trademark of Sony Computer Entertainment Inc.

© 2012 BBY Solutions, Inc. All Rights Reserved.

Distributed by Best Buy Purchasing, LLC

7601 Penn Avenue South, Richfield, MN USA 55423-3645

ROCKETFISH is a trademark of BBY Solutions, Inc. All other products and brand names are trademarks of their respective owners.