

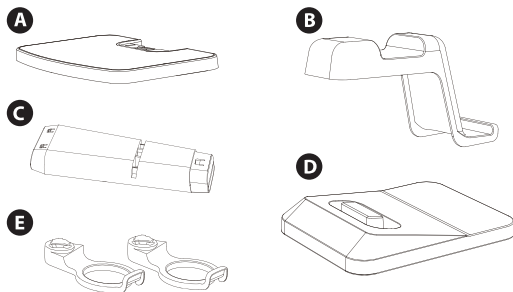
INSIGNIA™

QUICK SETUP GUIDE

Display Stand for Meta Quest 3 Meta Quest 2 + Meta Quest Pro NS-MQ3SD5

PACKAGE CONTENTS

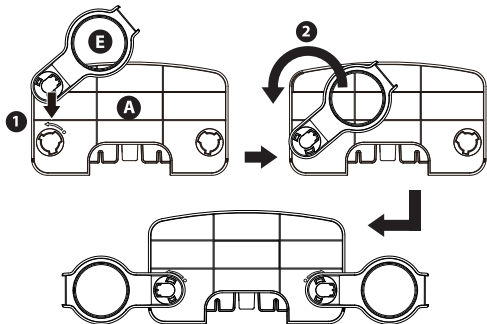
- A. Headset tray x1
- B. Strap hanger x1
- C. Post x1
- D. Base x1
- E. Controller Holsters x2



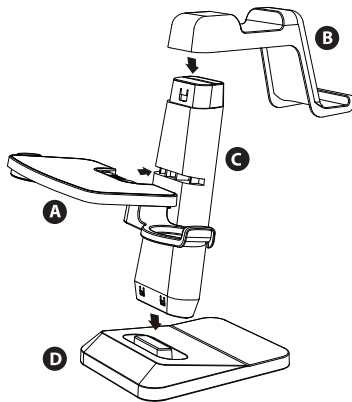
Before using your new product, please read these instructions to prevent any damage.

Preparing and Using the Stand

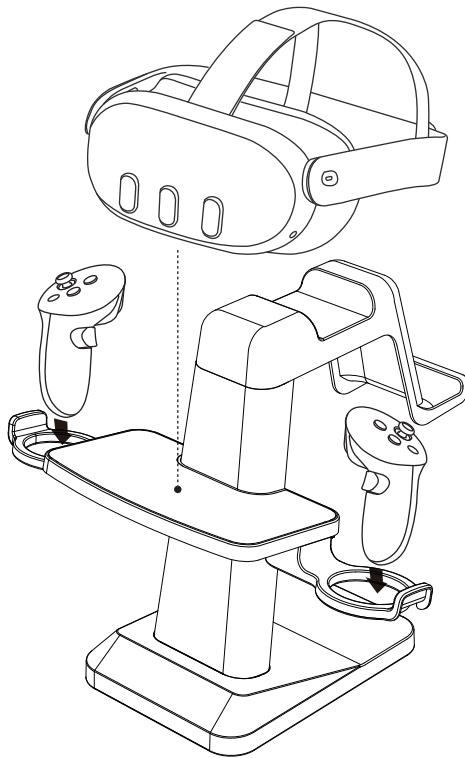
1. Turn the headset tray (A) upside down and insert and twist the controller holsters (E) into place until it locks into position.



2. Please follow the below illustrations to attach the display stand.



3. Make sure the stand is fully assembled and on a stable surface before using the stand.



ONE-YEAR LIMITED WARRANTY

Visit www.insigniaproducts.com for details.

CONTACT INSIGNIA:

For customer service, call 1-877-467-4289 (U.S. and Canada)
www.insigniaproducts.com

INSIGNIA is a trademark of Best Buy and its affiliated companies.
Distributed by Best Buy Purchasing, LLC, 7601 Penn Ave South, Richfield, MN 55423 U.S.A.,
©2023 Best Buy. All rights reserved.
Made in China

ENGLISH V2-23-1205