

JT3500SF

GE® 30" Built-In Double Wall Oven

DIMENSIONS AND INSTALLATION INFORMATION (IN INCHES)

NOTE: Cabinets installed adjacent to wall ovens must have an adhesion spec of at least a 194°F temperature rating.

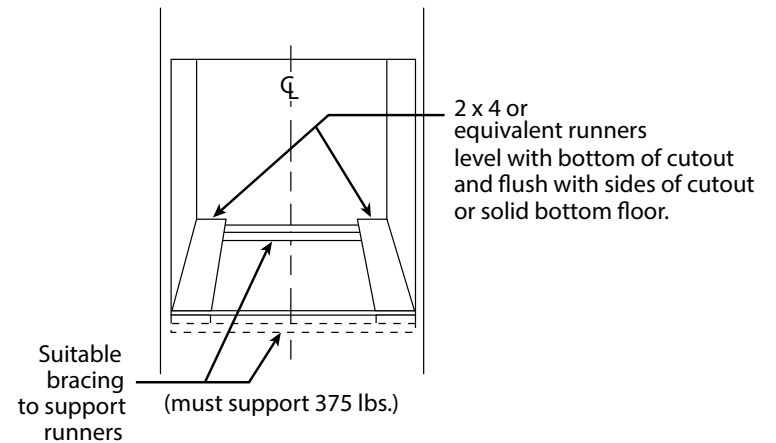
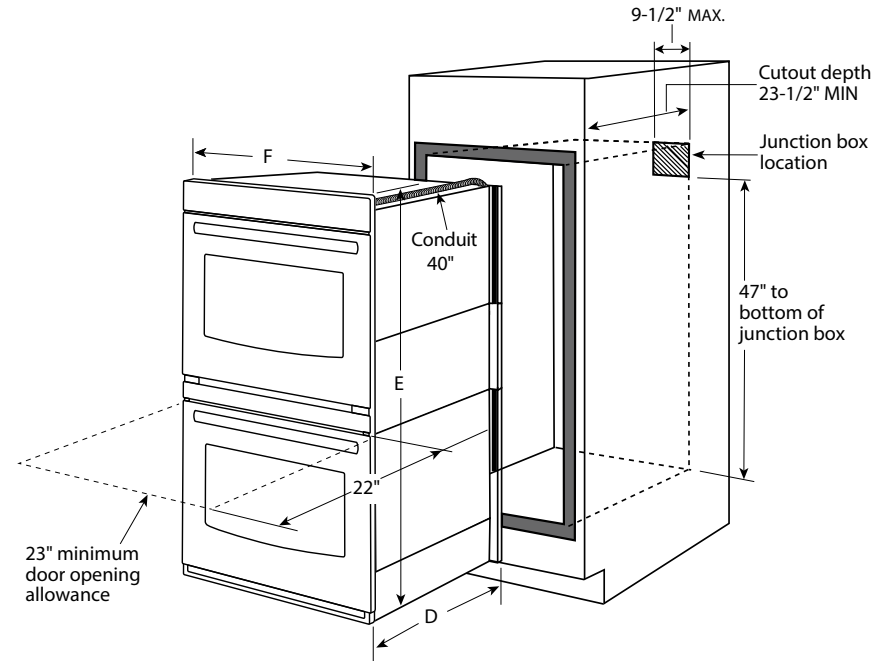
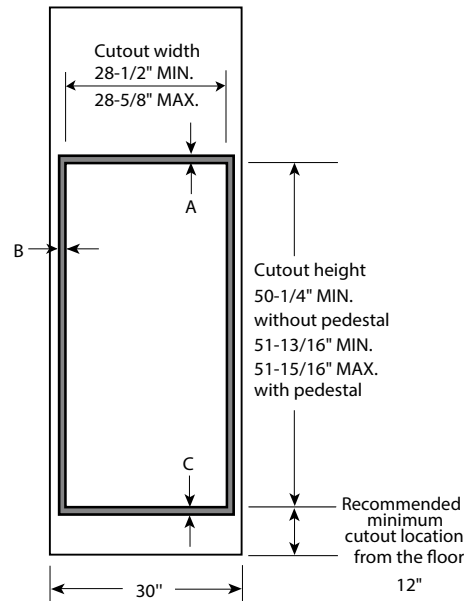
Door handle protrudes 3" from door face. Cabinets and drawers on adjacent 45° and 90° walls should be placed to avoid interference with the handle.

Electric wall ovens are not approved for installation with a plug and receptacle. They must be hard wired in accordance with installation instructions.

INSTALLATION INFORMATION:

Before installing, consult installation instructions packed with product for current dimensional data.

KW RATING	
240V	8.8
208V	6.6
BREAKER SIZE	
240V	40 Amps
208V	30 Amps



JT3500	
Cabinet	30"
A – Overlap of oven at top of cutout	1"
B – Overlap of oven over side of edges of cutout	3/4"
C – Overlap of oven at bottom of cutout	1-1/4"
Oven	
D – Install depth	23-1/2"
E – Overall height with trim	53"
F – Overall width	29-3/4"



GE APPLIANCES

For answers to your Monogram®, GE Profile™ or GE® appliance questions, visit our website at geappliances.com or call GE Answer Center® service, 800.626.2000.



Listed by
Underwriters
Laboratories



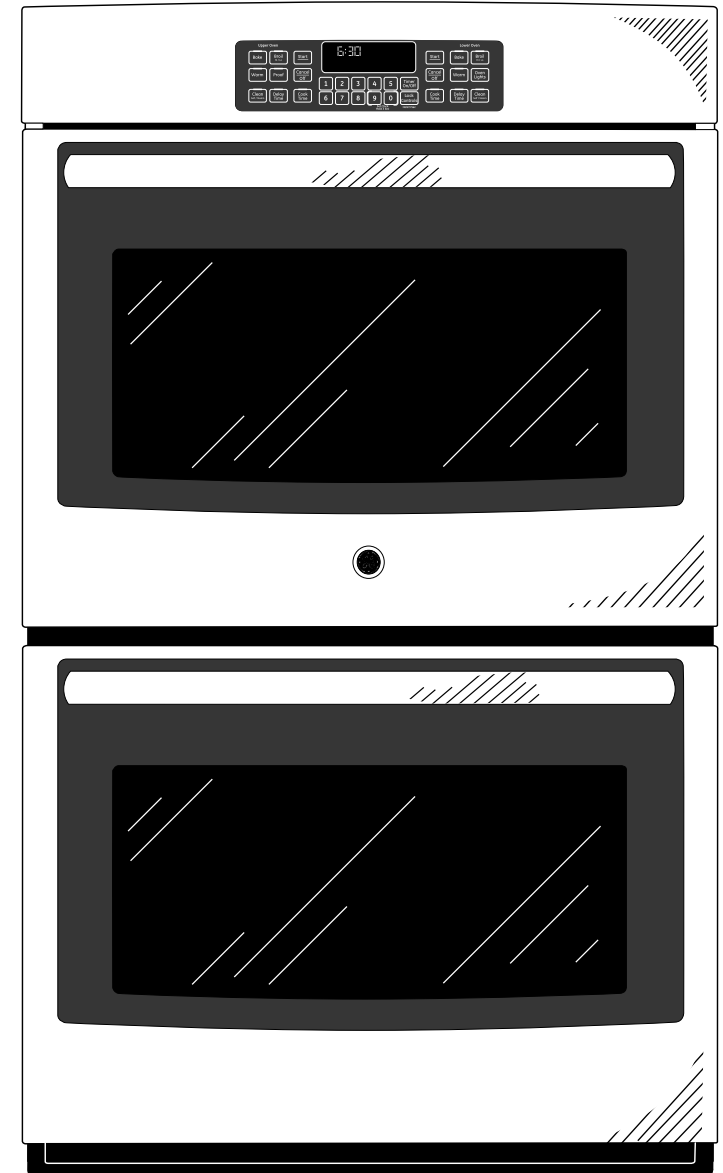
Specification Created 5/15

JT3500SF

GE® 30" Built-In Double Wall Oven

Features and Benefits

- Self-clean with steam clean option (both ovens) – Clean your oven the way you want
- Self-clean heavy-duty oven racks – Conveniently clean your oven and racks together
- Ten-pass bake element – Even baking is assured with heat that covers more surface area
- Eight-pass broil element – Get full broil coverage and even browning from edge to edge
- Double oven 10.0 cu. ft. total oven capacity (5.0 cu. ft. both ovens) – Large meals are easy with capacity that fits more at one time
- Black gloss oven interior – Enjoy a clean and sleek appearance
- Electronic touch controls – Confidently operate the oven with one easy touch
- Hidden bake – Make cleanup easy by eliminating hard-to-reach areas
- Audible preheat signal – Know when the oven is ready
- Certified Sabbath mode – Prepare foods by kosher standards
- Model JT3500SFSS – Stainless steel



GE APPLIANCES