


SPARK

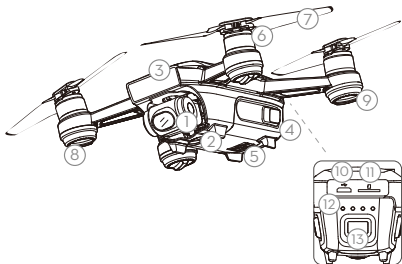
Quick Start Guide

V1.2



SPARK

The DJI™ SPARK™ is DJI's smallest flying camera featuring a stabilized camera, Intelligent Flight Modes, and Obstacle Avoidance inside a light, portable body. Equipped with a Vision System and 3D Sensing System*. Spark can film 1080P videos, capture 12-megapixel photos, and is capable of QuickShot and Gesture Control. With a maximum flight speed of 31 mph (50 kph), and a maximum flight time of 16 minutes**, Spark is quick and fun, making drone photography exciting, simple and professional.



- 1. Gimbal and Camera
- 2. Vision System
- 3. 3D Sensing System
- 4. Intelligent Flight Battery
- 5. External Charging Contact

- 6. Motors
- 7. Propellers
- 8. Front LEDs
- 9. Aircraft Status Indicators

- 10. Micro USB Port
- 11. Micro SD Card Slot
- 12. Battery Level Indicators
- 13. Power Button

* The Vision System and 3D Sensing System are affected by surrounding conditions. For more information, please read the Disclaimer and Safety Guidelines or watch the tutorial in the DJI GO™ 4 app or on the Official DJI website: <http://www.dji.com/spark>

** Maximum flight time was tested in windless conditions flying at a consistent 12.4 mph (20 kph). This value should be taken for reference only.

Download the DJI GO 4 App

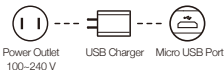
Search for 'DJI GO 4' on the App Store or Google Play, or scan the QR code to download the app on your mobile device.



DJI GO 4 is supported in iOS 9.0 (or later) or Android 4.4 (or later).

Prepare the Battery

Charge the battery for the first time to activate it.



Low → High



The battery is fully charged when the battery level indicators turn off.

Charge time: ~ 1 hr 20 min

Press once to check the battery level.

Press once, then again and hold to turn on/off.

Activation

Launch DJI GO 4, tap the icon in the upper right corner, scan the QR Code on the storage box, and follow the prompt for activation.



Use your DJI account to activate the aircraft. Activation requires an internet connection.

Connection



Power on the aircraft



✓ Spark-XXX

Connect to Wi-Fi with your mobile device



DJI GO 4
App

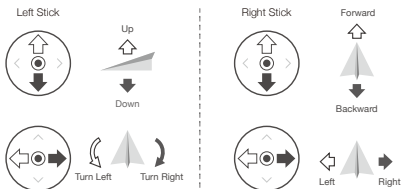
Launch DJI GO 4



You can find your Wi-Fi network name (SSID) and password on the storage box. Please refer to the User Manual to change or reset your Wi-Fi password.

Controls

Flying the aircraft with touch control or the Remote Controller.



Specifications

• Aircraft

Weight	300 g
Dimensions	143×143×55 mm
Max Speed	31 mph (50 kph) in Sport Mode without wind
Operating Temperature	32° to 104° F (0° to 40° C)

• Camera

Sensor	1/2.3" CMOS Effective pixels: 12 Megapixels
Video Recording Modes	FHD: 1920×1080 30p
Lens	25 mm (35 mm format equivalent), f/2.6

• Remote Control Device

Operating Frequency	2.4 GHz / 5.8 GHz
Max Transmission Distance (Unobstructed, free of interference)	Wi-Fi: 100 m (Distance), 50 m (Height) Remote Controller: 2.4 GHz: 2000 m (FCC), 500 m (CE), 500 m (SRRC) 5.8 GHz: 2000 m (FCC), 300 m (CE), 1200 m (SRRC)

• Charger

Input	100-240 V, 50/60 Hz, 0.5 A
Output	5 V ≡ 3 A / 9 V ≡ 2A / 12 V ≡ 1.5 A

• Intelligent Flight Battery

Capacity	1480 mAh
Battery Type	LiPo 3S
Charging Temperature	41° to 104° F (5° to 40° C)

For more information, read the User Manual:

<http://www.dji.com/spark>

※ This content is subject to change without prior notice.

SPARK is a trademark of DJI.

Copyright © 2017 DJI All Rights Reserved.

Designed by DJI. Printed in China.