

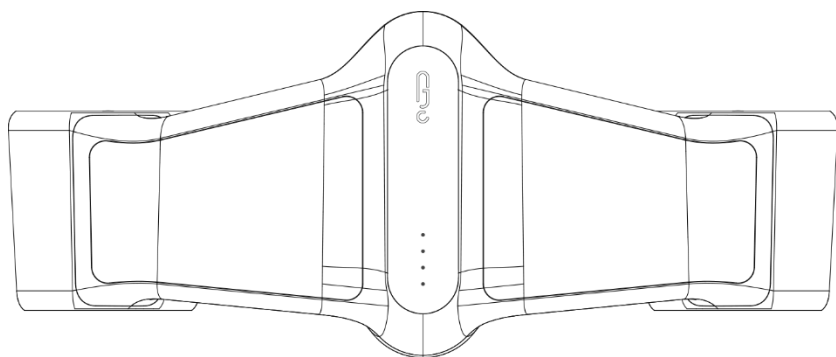
泰鼎-Trident

Underwater Scooter

用户手册

User Manual

V1.1.0 2019.03



GENEINNO

I. User Tips

Packing List:

1. Trident Underwater scooter
2. Charging adaptor
3. User manual
4. Anti-loose rope
5. Carrying bag

Caution:

- ⚠ Please clean the product with fresh water after use, and make the motor rotate in fresh water to prevent crystallization; please take out the battery if not use.
- ⚠ For safety consideration, underwater scooter is for 12 year old and above; teenagers between 12 and 18 are required to operate under surveillance.
- ⚠ It is prohibited to dive more than 50m depth with this product.
- ⚠ It is prohibited to use this product for rapid rise or dive underwater, which would lead to diving related diseases.
- ⚠ It is prohibited to change the battery underwater.
- ⚠ Please do not put your finger or other body parts into the propellers through the shield.
- ⚠ Caution: please avoid getting your clothing, long hair, etc into the propellers.
- ⚠ Caution: the water has a certain impact force when using the scooter. Please fix the clothes before go into water.
- ⚠ Caution: please try to avoid violent collision between this product and external objects; avoid acid and volatile liquid or sharp object getting to the surface.
- ⚠ When low battery warning, the usage time is short, please rise up or get on shore in time.
- ⚠ Please use this product as user manual indicated. Please do not use single hand or reverse control to avoid accidents.
- ⚠ The underwater speed of this product is related to the user 's weight and posture in the water. It is suggested to keep the body horizontal as much as possible and put the scooter in front of your body.
- ⚠ When change the battery, please be careful not to get water into the power socket of the scooter and battery plug, and keep dry and clean. Do not plug-unplug by wet hands.
- ⚠ Please do not place heavy objects above the product.

User Manual:

The contents and pictures of this manual are subject to the actual products and the latest version. If there is any update, please visit our official website download page to get the latest version

Official Website :

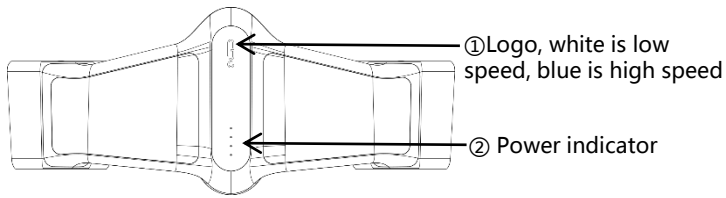
<http://www.geneinno.com/>

II. Product description

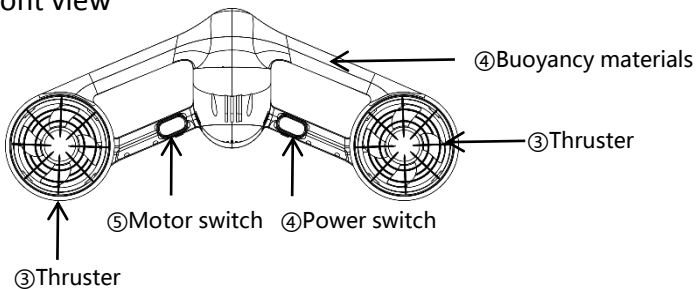
Introduction:

Trident is a consumption-level, integrated, intelligent underwater scooter equipped with two strong motors, which can deliver up to 12kg thrust. Diving to a depth of 50 meters, easy to bring users unparalleled underwater high-speed flying experience. It is designed with switch between high and low speed, built-in intelligent chip, and low power automatic warning. Simple operation, easy to carry, specially designed children safety lock, to ensure the safety of use. The swappable large capacity lithium batteries ensures a long underwater flying experience.

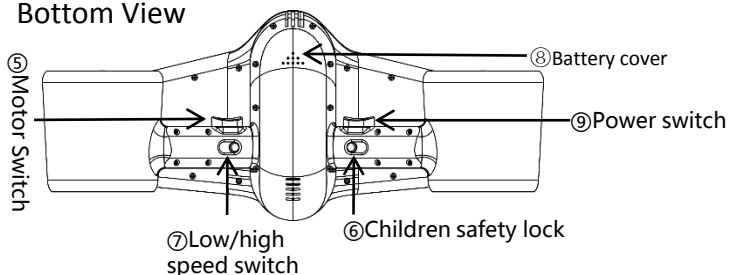
Plan view



Front view



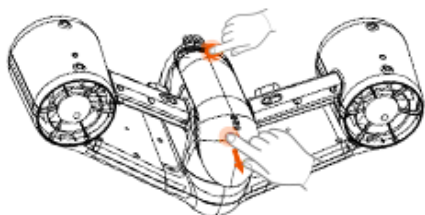
Bottom View



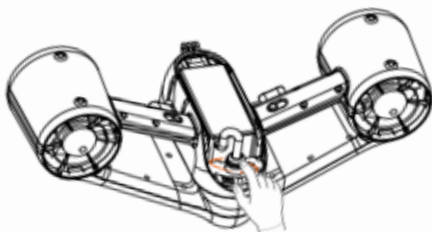
III. Use Instructions

III.1 Battery Installation

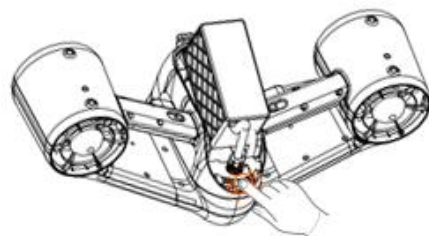
Press the cover button



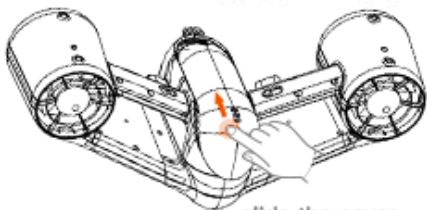
Slide the cover backward



Clockwise tightening

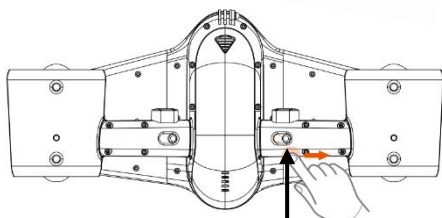


Aim connector at battery plug-in and plug

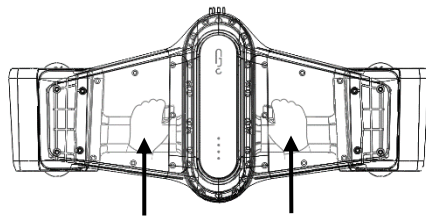


slide the cover forward till closed

III.2 Start Trident


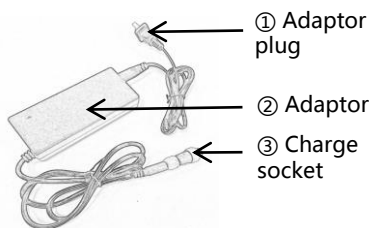


Unlock the Children Safety Lock



Press both buttons to start ; Grab tight underwater

III.3 Battery Charge



④ Battery ⑤ Battery plug/charge plug

Caution:

1. Please take battery out following 3.1 reversed, connect ③ and ⑤ to charge the battery;
2. The light on adaptor is red when charging, it is green when battery is fully charged;
3. Please make sure ③ and ⑤ are dry and clean when charge the battery;
4. Please charge in a dry and ventilated environment.

IV. Battery Use

Battery Using Tips:

- Re-charge the battery within 24h after each use.
- Re-charge the battery every 6 months when not in use.
- Remove the battery from Trident for storage.
- For battery storage, keep the battery partially discharged in cool, dry place, where out of the reach of children and away from heat and ignition sources.
- Use the specified adaptor only.
- The battery contains safety and protection devices inside, which if damaged or removed, may cause battery to fail or risk of over-heat and explosion.

Caution of Maintenance:

- Do not leave the battery discharged for too long.
- Do not place the battery in water or get wet if not attached to the socket; if the connector is wet, clean and dry it as soon as possible.
- Do not disassemble, damage, short-circuit or expose the battery to fire/heat.
- Do not leave battery to direct sunlight, near fire, stoves or use in very high temperature condition, .
- Do not subject the battery to strong shocks or impact.
- Do not pierce the battery with sharp objects, nails, or strike with heavy object; do not step on the battery or damage the outer casing.
- In case of serious corrosion of copper core of the battery connector, please contact the official after-sales service of Geneinno company or authorized dealers for professional technical services.

Please note that improper use and maintenance not following tips above would reduce the battery life and power, and affect the battery performance.

V. Appendix

Product Specifications

Underwater scooter	
Weight	8.2 lbs (3.7kg)
Dimension	19.68×8.2×8.89 inch
	500*209*226mm
Max. Depth	164ft (50m)
Low speed	3.6km/h
High speed	6.5km/h
Operating temperature	0~40°C
External device support	Gopro/Lights etc
Safe Lock	Children safety lock
Gear speed	Low/high speed
Power	
Total thrust	12kg
Total power	Low speed: 180W; high speed: 480W
Battery	
Type	Rechargeable lithium battery
Capacity	6300mAh / 140Wh
Voltage	22.2V
Charge Time	1.5h~2h

VI. Disclaimer

1. The company shall not be liable for the after-sale return and replacement of the product for any product damage or failure caused by forced disassembly or non-machine operational malfunction, and the maintenance, parts replacement and transportation expenses incurred shall be borne by the user.
2. Please use this product strictly following the instructions of the user manual. Any violation of the instructions results in injury, disease or property loss of the user, will not be borne by the company.
3. The company will not be responsible for after-sales maintenance of the non-standard equipment, third-party parts or structures installed or attached by users on the products which are not sold by the company. The company will not assume the obligation of product return or replacement after sales due to damage or failure of additional parts, and the maintenance, parts replacement and transportation expenses arising will be borne by the user.

VII. After-sale Service

1. If the product fails in use, please contact our after-sales service as soon as possible , so as not to delay your use and maintenance.
2. This product has 1-year whole machine tracking service from the date of purchase by the customer. The company is responsible for product repair and replacement caused by the equipment itself during normal use. Damage of equipment shell due to impact or disassembling by user will not enjoy free maintenance.
3. If maintenance exceeds the warranty period, maintenance fee will be charged. (repair fee + component fee)
4. For after-sale service, please visit our official website for instructions:

Address: www.geneinno.com

or you could email us directly to our after-sale support:

Email: support@geneinno.com

Please obtain the product ID number posted on the inner wall of battery compartment, and provide it to our after-sales support staff.

We welcome your valuable comments on our product quality and after-sale service.

一、使用提示

包装清单：

1. 一台泰鼎主机
2. 一块电池
3. 一套适配器
4. 一本用户手册
5. 一根防丢绳
6. 一个便携袋

使用注意：

- ⚠ 使用后，请用淡水冲洗浸泡，并让马达在淡水中转动运行，避免马达内部结晶；冲洗浸泡完成后，请取出电池放置。
- ⚠ 出于安全考虑，本产品仅限12周岁以上使用；已满12周岁未满18周岁的未成年人，请在监护人的陪伴下使用本产品。
- ⚠ 禁止使用本产品下潜到50米以下深度。
- ⚠ 禁止使用本产品在水下快速上升或下潜，水压剧烈变化，可能会导致减压病/耳膜破裂等潜水类疾病。
- ⚠ 禁止在水下进行电池更换操作。
- ⚠ 禁止手指或身体其他部位伸入推进器网罩以内。
- ⚠ 注意：请避免衣物、长发等卷入螺旋桨。
- ⚠ 注意：使用过程中螺旋桨喷射的水流有一定的冲击力，使用前请固定好衣物以及随身物品。
- ⚠ 注意：请尽量避免产品与物体剧烈碰撞；产品表面不可与汽油、橡胶水等挥发性或酸性物质接触，不可与尖锐物体剧烈接触。
- ⚠ 电量告警后，使用时间短暂，请及时上浮或靠岸。
- ⚠ 请按规定使用本产品，请勿单手操控或反向操控，以免引发意外。
- ⚠ 本产品水下速度跟使用者在水下的姿态有关，建议使用过程中尽量保持身体水平，助推器置于身体前方。
- ⚠ 电池更换时请注意不要把水滴入主机电源插座/电池插头内，请勿用湿手插拔电池；保持主机电源插座/电池插头内干燥清洁。
- ⚠ 本产品上方不可安置重物。

用户手册：

本手册内容和图片均以实物以及最新版本为准，内容如有更新，请关注本公司官网，在官网“下载”页面获取最新版本。

官网地址：

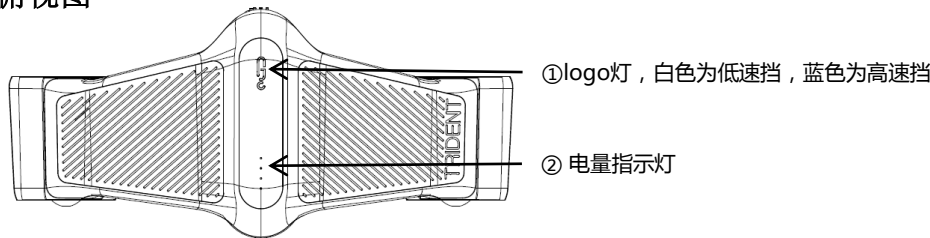
<http://www.geneinno.com/>

二、产品概述

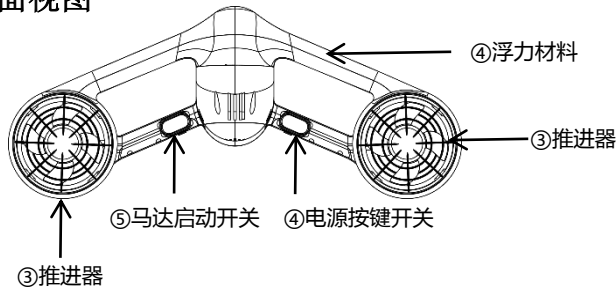
简介：

Trident是一款消费级的一体化智能水下助推器，配备强劲双引擎，输出可达12kg的强劲推力。下潜深度达50米，轻松为用户带来无与伦比的水下高速飞行。高低两档速度切换，内置智能芯片，低电量自动预警。操作简单，方便携带，特别设计儿童安全锁，保障使用安全。内置可更换大容量锂电池，确保更长时间水下飞行体验。

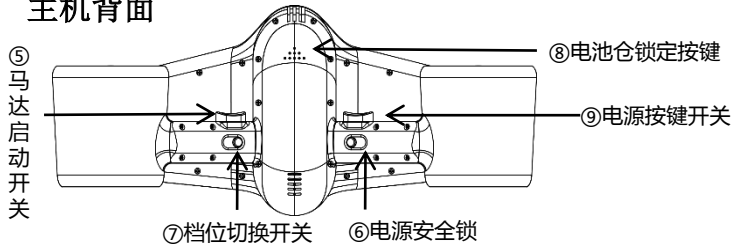
俯视图



正面视图



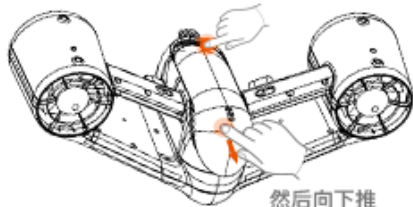
主机背面



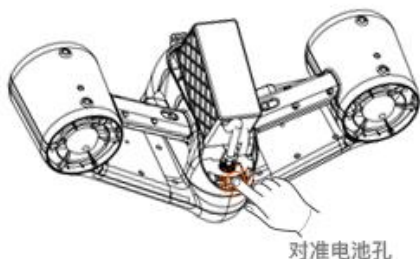
三、使用说明

3.1 电池安装

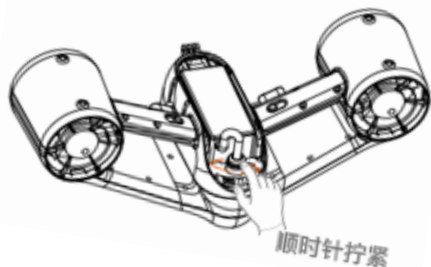
先按下按钮



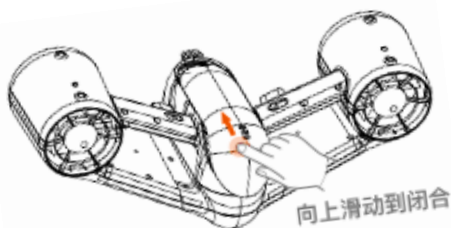
然后向下推



对准电池孔

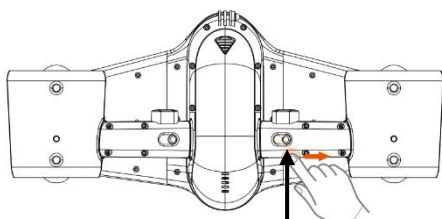


顺时针拧紧

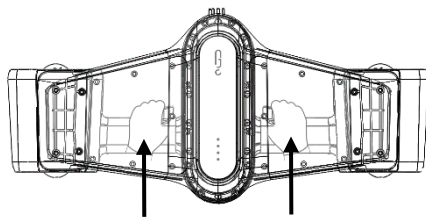


向上滑动到闭合

3.2 启动说明

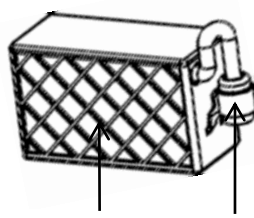
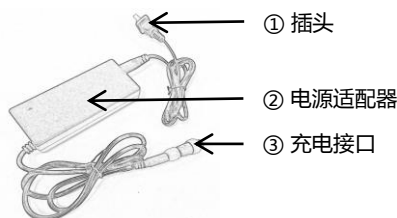


拨动儿童安全锁至解锁状态



双手同时按键启动；水中请抓紧手柄

3.3 电池充电



④ 电池 ⑤ 电池插头/充电接口

注意事项：

1. 按照3.1逆向顺序取出电池④，充电时只需把③和⑤接起插紧即可充电；
2. 充电时适配器亮红色灯，充满后亮绿色灯，预计1.5~2H充满；
3. 充电时请务必确保充电接口处干燥无水；
4. 请在干燥通风的环境下充电，严禁在闷热潮湿环境下进行充电操作；

四、电池使用及养护

使用注意:

- 每次使用完本产品后，请在24小时内对电池进行充电。
- 电池若长时间不使用，请至少保持每6个月充电及放电一次。
- 电池若长时间不使用，请单独存放，请勿长期与主机连接。
- 电池若长时间不使用，请调整至40%-60%电量，存放在干燥凉爽环境中，避免儿童触碰，避免高温或易燃环境中。
- 仅使用官方配置的电源适配器对电池充电。
- 电池安装有保护装置，损坏或拆卸保护装置，将导致电池失效或产生电池过热燃烧/爆炸等风险。

养护须知:

- 电池在低电量状态下，不可放置过久而不充电，以免影响电池寿命及电量。
- 严格禁止在水下进行电池更换操作，或将电池单独放入水下；电池更换时请注意不要把水滴入主机电源插座/电池插头内，请勿用湿手插拔电池；保持主机电源插座/电池插头内干燥清洁。
- 不可拆卸、损坏或短路电池，勿将电池置于火焰及超高温环境下。
- 勿将电池长期置于暴晒、潮湿或高温的环境下。
- 勿将电池持续摔打、冲击、挤压。
- 勿将电池置于重物下、用尖锐物穿刺或损坏电池外壳。
- 如出现主机电源插座/电池插头内铜芯严重锈蚀或出现大面积锈迹，请及时联系吉影公司官方售后或授权经销商寻求专业技术服务。

请注意，不遵守以上电池使用注意提示和养护须知，将会降低电池寿命和电量，并影响电池性能。

五、附录

产品参数表

主机	
重量	3.7kg
尺寸	500*209*226mm
最大深度	50m
低速挡速度	3.6km/h
高速挡速度	6.5km/h
工作环境温度	0~40℃
外挂支持	支持外挂Gopro、照明设备等
安全锁	儿童安全锁
档位调速	两档：低速挡/高速档
动力	
总推力	12kg
总功率	低速档180W; 高速档480W
电池	
类型	可循环充电锂电池
容量	6300mAh / 140Wh
电压	22.2V
充电时间	1.5h~2h

六、泰鼎免责声明

1. 用户任何不按照说明书指示的不当行为或强行拆卸产品的行为，或由非机器故障原因导致的产品损坏或无法正常工作，本公司将不承担售后退换货义务，同时由此产生的维修、零件更换和运输费用将由用户承担。
2. 请严格按照使用说明书指示使用本产品，任何违反使用说明书指示的使用行为导致用户身体的伤害、疾病或财产等方面的损失，将由用户自行承担。
3. 用户在本产品上自行安装或附加的不属于本公司发售的设备、第三方配件或结构，本公司将不负责其售后维修及保养；同时由于附加零部件导致的产品损坏或故障，本公司将不承担售后退换货义务，而由此产生的维修、零件更换和运输费用将由用户承担。

七、附录

1. 产品在使用中出现故障，请尽快和我公司售后服务取得联系、咨询，以免延误您的使用和维修期限。
2. 本产品自客户购买之日起实行整机跟踪服务，保修一年，在保修期内，因设备本身不良引起的故障，本公司负责免费修理。设备外壳划伤或撞击导致破损等用户使用造成的，以及自行拆开维修等，将不享受免费维修。
3. 超过保修年限的，维修时收取维修费。（修理费+元器件费）
4. 售后服务请登录公司网站查看售后流程：

网址: www.geneinno.com

或通过电子邮件联系本公司售后支持：

邮箱: support@geneinno.com

反映售后问题前，请获取贴于电池仓内壁上的产品ID号码，并提供给售后支持人员。

欢迎您对我们的产品质量和售后服务提出宝贵意见。

官方媒体 Official Media



Facebook



YouTube



Wechat



Weibo