



Click return icon to interface for checking rearview images or replaying video




Interface



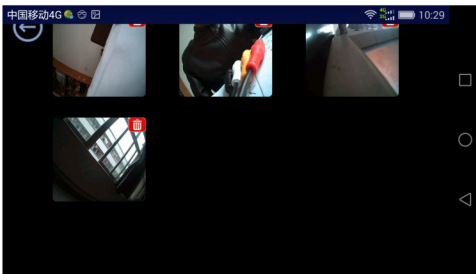
connect automatically




Click return icon to interface for checking



replay videos



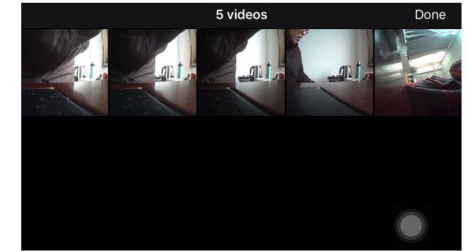
Check rearview situation image




Interface



Replay videos

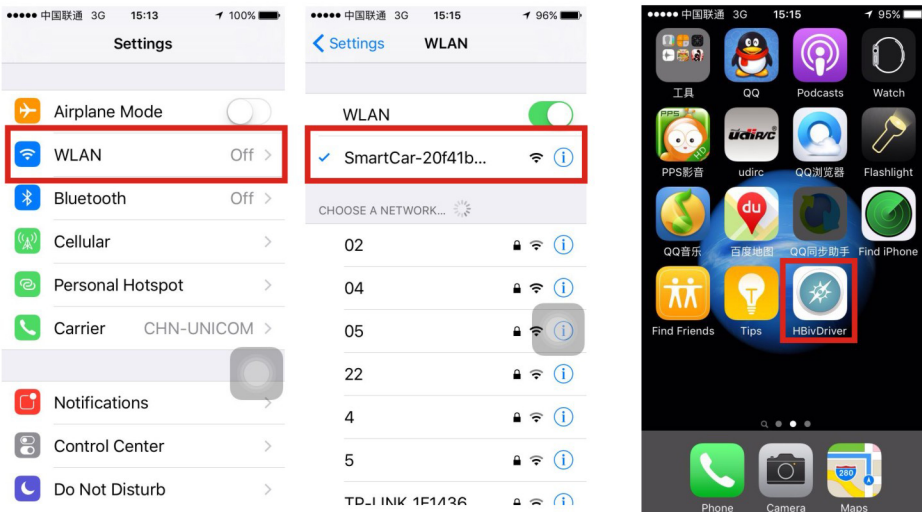


Check rearview situation image



## 6. Iphone connection

Open the phone settings → WLAN → Search and connect "SmartCar-XXXXXXXXXX"



When phone run the app, need to do below settings to make phone internet not be affected at the same time. The steps are as follows.

1. Click to access to phone WLAN settings as step ①.
2. Find IP Address and Subnet Mask numbers in step ②.
3. Copy step 2 | IP Address and Subnet Mask numbers into Step ③ column Static.