

Neo smartpen

A guide for printing Ncode paper


This file is Ncode PDF that prints paper exclusively designed for Neo Smartpen.
For quality assurance purpose, use Adobe PDF Reader to print Ncode PDF.
(When you print, please select the size option as "Actual size".)

Notebox Function (in Neo Notes Application)

Before re-printing the papers, you should use Neo notes application and press the existing note for 2~3 seconds in order to keep the format in the NoteBox.

[To "LOCK" notes using our app]

[To "UNLOCK" notes using our app]




This page is inapplicable to Ncode, so you do not have to print.

E-mail : support.eng@neolab.net

A series of horizontal lines for writing, starting below the header and ending above the footer.


Lined writing area with horizontal lines.

A series of horizontal lines for writing, spanning the width of the page.



Lined writing area with horizontal lines for text entry.

Handwriting practice lines consisting of horizontal lines spaced evenly down the page.



Lined writing area with horizontal lines.

