

# 36" Downdraft

800 Series Downdraft – HDD86052UC



**HDD86052UC**  
Stainless Steel

**Sleek, built-in, and retracts out of sight. Bosch 36" Downdraft's flexible design seamlessly integrates into your kitchen**

## Features & Benefits

Beautifully designed to preserve clean sight lines when not in use

Sleek front panel filter design acts as a guard against splatters

6 exhaust connections possible (transition sold separately)

Recirculation kit for sale for use in non ducted applications\*

## General Properties

Operating mode	Convertible: ducted / recirculating
Maximum CFM	Blower sold separately
Number of speed settings	3-stage
Motor location	External
Damper included	No
Grease filter material	Aluminum
Grease filter type	Multilayer cassette
Duct direction	Front, Left, Right, Rear, Down
Optional blower required	Yes (600 CFM options sold separately)

## Technical Details

Volts	120 V
Frequency	60 Hz
Plug type	120V-3 prong
Power cord length	30"

## Dimensions & Weight

Overall appliance dimensions (width of canopy included) (HxWxD)	44 3/8" x 37" x 2 3/4"
Height of the rise	15"
Diameter of air duct-internal	8"
Diameter of air duct-external	6" or 8"
Net weight	47 lbs

## Accessories – Required

Blower (sold separately)

## Accessories – Transitions & Blowers

6" side / rear / downward transition	HDDSTRAN6
8" side / rear / downward transition	HDDSTRAN8

**NOTE:** HDDSTRAN6 or HDDSTRAN8 required for side, rear or downward exhaust applications with inline and remote blowers.

6" round front plate	HDDFTRAN6
8" round front plate	HDDFTRAN8

**NOTE:** HDDFTRAN6 or HDDFTRAN8 required for front exhaust applications with inline and remote blowers.

Transition for rectangular duct	HDDSTRAN2
2' rectangular duct	HDD2RECTD

**NOTE:** HDDSTRAN2 needed to attach HDD2RECTD to downdraft. For use with installation of inline or remote blower applications.

600 CFM flexible blower	DHG602DUC
600 CFM inline blower	DHI1FZUC
600 CFM remote blower	DHR1FZUC

## Accessories – Optional

Recirculation kit (compatible with electric and induction cooktops only)	HDDREC5UC
Charcoal filter replacement for recirculation kit	HDDFILTUC
36" Gas Cooktop Seal Kit for Downdraft (required for installation with gas cooktops)	HDD6RSP
Trim Kit for 36" FlameSelect® Gas Cooktops	HDDTRIM36S



\*Recirculation kit is not compatible with gas cooktop installations with downdraft

**Accessories:** To purchase Bosch accessories, cleaners & parts please visit [www.bosch-home.com/us/store](http://www.bosch-home.com/us/store) or call 1-800-944-2904 (Mon to Fri 5 am to 6 pm PST, Sat 6 am to 3 pm PST).

**Notes:** All height, width and depth dimensions are shown in inches. BSH reserves the absolute and unrestricted right to change product materials and specifications, at any time, without notice. Consult the product's installation instructions for final dimensional data and other details prior to making cutout.

**Warranties:** Please see Use & Care manual or Bosch website for statement of limited warranty.

**For more information on our entire line of products, go to [www.bosch-home.com/us](http://www.bosch-home.com/us) or call 1-800-944-2904**

© BSH Home Appliances Corporation. All rights reserved. Bosch is a registered trademark of Robert Bosch GmbH.



# 36" Downdraft



800 Series Downdraft – HDD86052UC

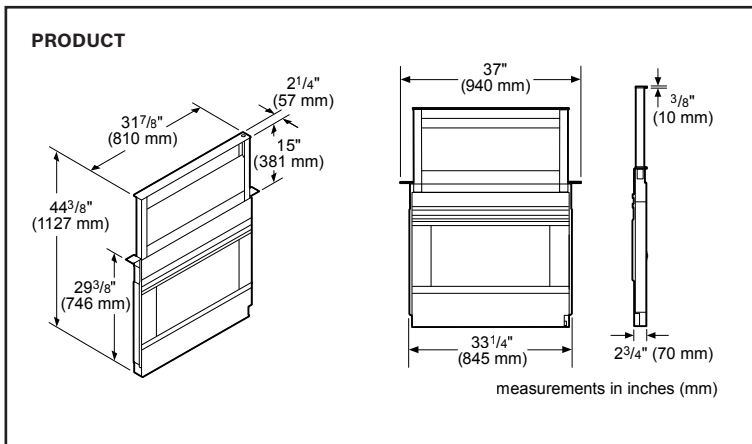
## HVI Performance Values (CFM & Sones)

Downdraft HDD86052UC with Blower DHG602DUC										
Exhaust	Duct Size	Required Accessories	Pressure (in. H <sub>2</sub> O)		Power (W)		CFM		Sones	
			High Speed	Working Speed	High Speed	Working Speed	High Speed	Working Speed	High Speed	Working Speed
Direct	8" Round	DHG602DUC	0.2	–	358	–	600	–	–	–
Front	8" Round	DHG602DUC with Compatible 30" Downdraft Intake	0.1	0.018	285	68.5	380	160	12	2
Inline Left	8" Round	DHG602DUC with Compatible 30" Downdraft Intake	0.1	0.016	279	67	360	150	11	2.5
Inline Right	8" Round	DHG602DUC with Compatible 30" Downdraft Intake	0.1	0.017	288	65.7	350	140	11	1.4
Inline Rear	8" Round	DHG602DUC with Compatible 30" Downdraft Intake	0.1	0.018	279	66.9	360	150	10	1.5
Inline Bottom	8" Round	DHG602DUC with Compatible 30" Downdraft Intake	0.1	0.018	286	66	370	150	11	1.5



HVI-2100 CERTIFIED RATINGS comply with new testing technologies and procedures prescribed by the Home Ventilating Institute, for off-the-shelf products, as they are available to consumers. Product performance is rated at 0.1 in. static pressure, based on tests conducted in AMCA's state-of-the-art test laboratory. Sones are a measure of humanly perceived loudness, based on laboratory measurements.

## Installation Details



**Accessories:** To purchase Bosch accessories, cleaners & parts please visit [www.bosch-home.com/us/store](http://www.bosch-home.com/us/store) or call 1-800-944-2904 (Mon to Fri 5 am to 6 pm PST, Sat 6 am to 3 pm PST).

**Notes:** All height, width and depth dimensions are shown in inches. BSH reserves the absolute and unrestricted right to change product materials and specifications, at any time, without notice. Consult the product's installation instructions for final dimensional data and other details prior to making cutout.

**Warranties:** Please see Use & Care manual or Bosch website for statement of limited warranty.

**For more information on our entire line of products, go to [www.bosch-home.com/us](http://www.bosch-home.com/us) or call 1-800-944-2904**

© BSH Home Appliances Corporation. All rights reserved. Bosch is a registered trademark of Robert Bosch GmbH.



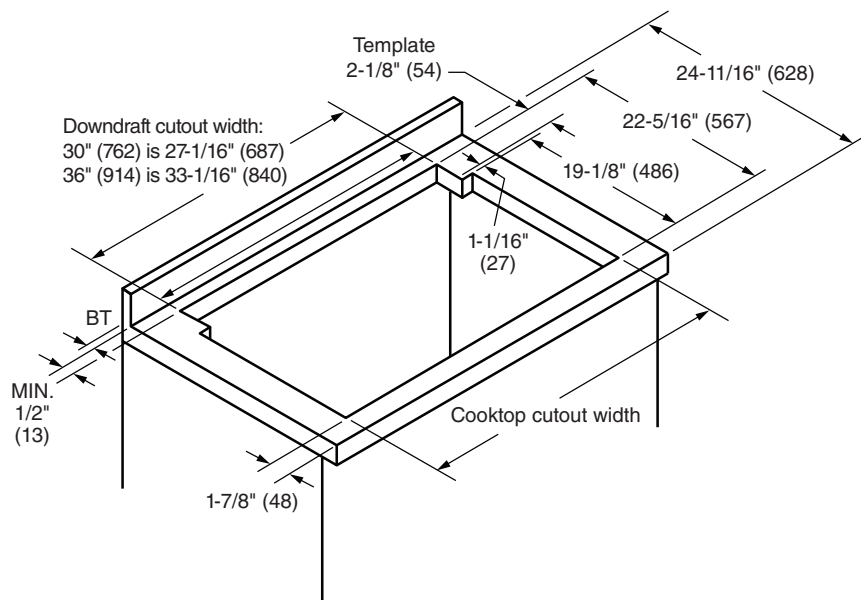
# 36" Downdraft



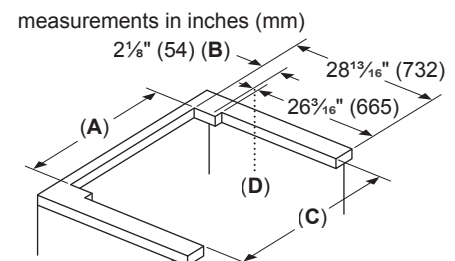
800 Series Downdraft – HDD86052UC

## Installation Details – Cutouts

### GAS COOKTOP

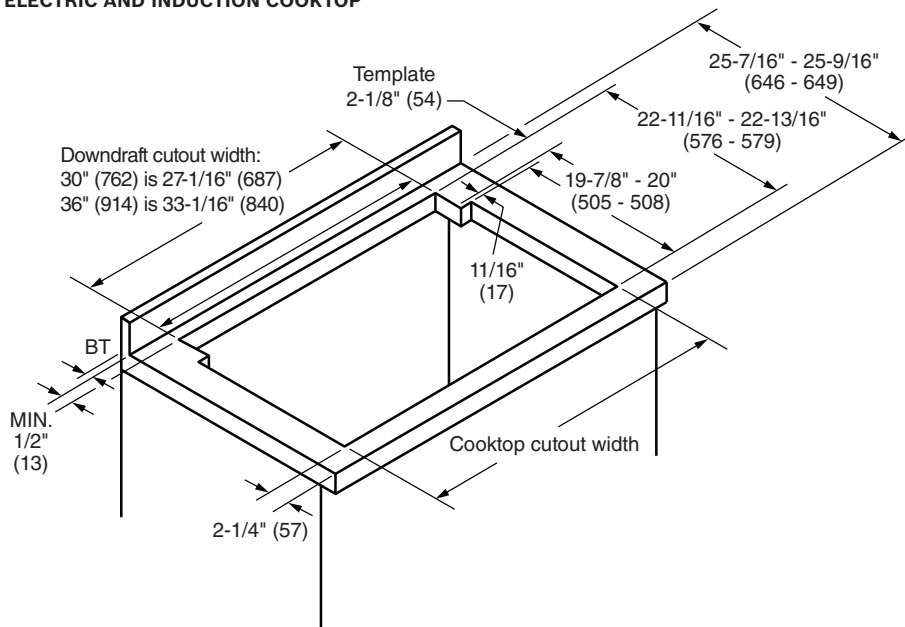


### GAS RANGETOP



- A: Downdraft cutout width:  
30" (762) is 27-1/16" (687)  
36" (914) is 33-1/16" (840)
- B: Template
- C: Rangetop cutout width
- D: Accessory kit required to cover seams after installation.

### ELECTRIC AND INDUCTION COOKTOP



**Accessories:** To purchase Bosch accessories, cleaners & parts please visit [www.bosch-home.com/us/store](http://www.bosch-home.com/us/store) or call 1-800-944-2904 (Mon to Fri 5 am to 6 pm PST, Sat 6 am to 3 pm PST).

**Notes:** All height, width and depth dimensions are shown in inches. BSH reserves the absolute and unrestricted right to change product materials and specifications, at any time, without notice. Consult the product's installation instructions for final dimensional data and other details prior to making cutout.

**Warranties:** Please see Use & Care manual or Bosch website for statement of limited warranty.

**For more information on our entire line of products, go to [www.bosch-home.com/us](http://www.bosch-home.com/us) or call 1-800-944-2904**

© BSH Home Appliances Corporation. All rights reserved. Bosch is a registered trademark of Robert Bosch GmbH.



# 36" Downdraft



800 Series Downdraft – HDD86052UC

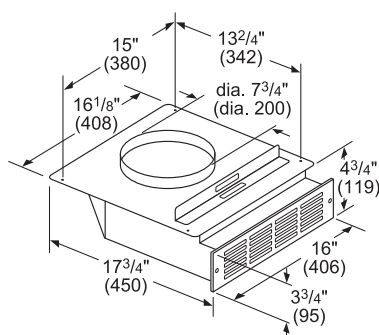
## Accessories – Optional



**HDDREC5UC**  
Recirculation Kit  
for Downdraft

When ducting to the exterior is not feasible, downdraft recirculation kit allows filtered air to reenter the kitchen while cooking

- ▶ When ducting is not feasible, kit eliminates need to exhaust outside
- ▶ Air is filtered through charcoal filter, then re-enters kitchen
- ▶ Includes recirculation module, filter and metal grille vent plate
- ▶ Designed to work with both 30" and 36" Bosch downdrafts, HDD series
- ▶ Use with induction / electric cooktops only



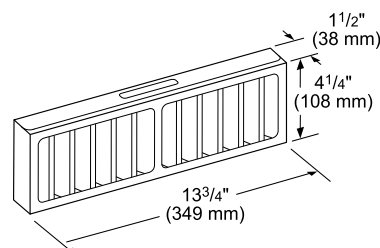
Measurements in inches and (mm)



**HDDFILTUC**  
Charcoal Filter  
Replacement for  
Recirculation Kit  
for Downdraft

Maintain performance of Bosch downdraft recirculation kit with timely replacement of charcoal filter to capture and filter odors

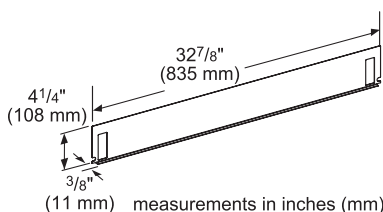
- ▶ Replacement charcoal filter for HDDREC5UC recirculation kit
- ▶ Quality charcoal filter effectively captures and filters odors
- ▶ Replace charcoal filter every 6 months depending on usage



**HDD6RSP**  
36" Gas Cooktop  
Seal Kit for Downdraft

36" gas cooktop seal kit required for installation with 36" gas cooktops

- ▶ Includes trim, seal, metal grill, and fasteners
- ▶ Required for installation with gas cooktops



**HDDTRIM36S**  
Trim Kit for 36"  
FlameSelect® Gas  
Cooktops

36" trim kit for installation with 36" FlameSelect® gas cooktops

- ▶ Includes trim kit and installation tool
- ▶ Required for installation with 36" FlameSelect® gas cooktops

**Accessories:** To purchase Bosch accessories, cleaners & parts please visit [www.bosch-home.com/us/store](http://www.bosch-home.com/us/store) or call 1-800-944-2904 (Mon to Fri 5 am to 6 pm PST, Sat 6 am to 3 pm PST).

**Notes:** All height, width and depth dimensions are shown in inches. BSH reserves the absolute and unrestricted right to change product materials and specifications, at any time, without notice. Consult the product's installation instructions for final dimensional data and other details prior to making cutout.

**Warranties:** Please see Use & Care manual or Bosch website for statement of limited warranty.

**For more information on our entire line of products, go to [www.bosch-home.com/us](http://www.bosch-home.com/us) or call 1-800-944-2904**

© BSH Home Appliances Corporation. All rights reserved. Bosch is a registered trademark of Robert Bosch GmbH.