

QUICK SETUP GUIDE

Bluetooth
Ergonomic Mouse

NS-PM4EK6B24 / NS-PM4EK6B24-C

PACKAGE CONTENTS

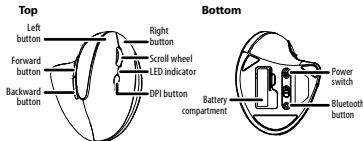
- Bluetooth Ergonomic Mouse
- AA battery (1)
- Quick Setup Guide

SYSTEM REQUIREMENTS

- Windows® 11, Windows® 10, macOS 11.4 – 10.12, ChromeOS® 89, iPadOS 14.4.2, and Android 6
- Bluetooth compatible device

FEATURES

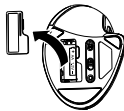
- Compatible with Windows 11 and 10, macOS 11.4 – 10.12, ChromeOS 89, iPadOS 14.4.2, and Android 6
- Six-button layout (including scroll wheel) is simple and intuitive
- Bluetooth connectivity eliminates unnecessary cables
- Ergonomic design is comfortable enough for long-term use
- Two thumb buttons give you ultimate control
- Optical technology uses sensors for smooth tracking
- Up to 1600 DPI allows for ultra-precise control (1200 by default)
- Power switch and LED indicator preserve battery life



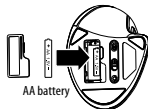
BUTTON	FUNCTION
DPI	Press to switch between cursor speeds (800, 1,200, 1,600)
Forward	Navigate forwards
Backward	Navigate backwards
Scroll wheel	Scroll up and down. Press down to drag.

INSTALLING THE BATTERIES

1 Pull the battery cover off.



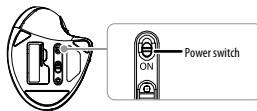
2 Insert the included AA battery into the battery compartment. Make sure that the + and - signs match the symbols in the compartment.



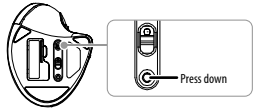
3 Replace the battery cover.



SETTING UP YOUR MOUSE

1 Slide the power switch on your mouse to **ON**.

2 Press and hold the Bluetooth button for three to five seconds to enter pairing mode. The LED indicator light blinks quickly in pairing mode and turns off when paired.



3 On your Bluetooth device, turn on Bluetooth and select **Insignia BT 3.0 Mouse** or **Insignia BT 5.0 Mouse** from the Bluetooth pairing list. When connected, a "Pairing success" prompt is shown.

Note: If both are available, select **Insignia BT 5.0 Mouse** for a faster connection.

4 Press the DPI button to switch between cursor speeds (800, 1200, 1600).

CLEANING YOUR MOUSE

- Wipe your mouse with a damp, lint-free cloth.

SPECIFICATIONS

- **Dimensions (H×W×D):** 3.56 × 4.30 × 2.55 in.
(9.04 × 10.92 × 6.47 cm)
- **Weight:** 3.42 oz. (97 g)
- **Battery:** 1 AA alkaline battery
- **Battery life:** 3 months (based on average usage)
- **Bluetooth versions:** Bluetooth 3.0, Bluetooth 5.0
- **Operating distance:** 33 ft. (10 meters)
- **Electrical rating:** 1.5V C.C. - 20mA
- **DPI:** 800, 1200, 1600

TROUBLESHOOTING

My mouse isn't working or sometimes doesn't work.

- Make sure that your mouse is turned on.
- Move your mouse closer to your Bluetooth device.
- Make sure that your Bluetooth device meets the system requirements.
- Only use your mouse on clean, flat, non-slippery surfaces to ensure smooth and accurate cursor action.
- Avoid using your mouse on reflective, transparent, or metallic surfaces.
- Replace the mouse's battery.
- Try moving other Bluetooth devices away from the mouse to reduce interference.

- Turn your Bluetooth device and mouse off, then on. Re-pair the Bluetooth connection.
- If your mouse disconnects from your device, make sure that the Bluetooth driver is updated. See your device's manual for instructions on updating drivers.

My mouse pointer or scroll wheel is too sensitive or not sensitive enough.

- Adjust the cursor or scroll wheel settings on your Bluetooth device. Refer to the documentation that came with your Bluetooth device.
- Adjust the cursor speed for your mouse by pressing the DPI button.

LEGAL NOTICES

FCC Information

This device complies with Part 15 of the FCC Rules. Operation is subject to the following two conditions: (1) this device may not cause harmful interference, and (2) this device must accept any interference received, including interference that may cause undesired operation.

FCC Caution

Changes or modifications not expressly approved by the party responsible for compliance could void the user's authority to operate the equipment.

Note: This equipment has been tested and found to comply with the limits for a Class B digital device, pursuant to part 15 of the FCC Rules. These limits are designed to provide reasonable protection against harmful interference in a residential installation. This equipment generates, uses, and can radiate radio frequency energy and, if not installed and used in accordance with the instructions, may cause harmful interference to radio communications. However, there is no guarantee that interference will not occur in a particular installation. If this equipment does cause harmful interference to radio or television reception, which can be determined by turning the equipment off and on, the user is encouraged to try to correct the interference by one or more of the following measures:

- Reorient or relocate the receiving antenna.
- Increase the separation between the equipment and receiver.
- Connect the equipment into an outlet on a circuit different from that to which the receiver is connected.
- Consult the dealer or an experienced radio/TV technician for help.

This equipment complies with FCC radiation exposure limits set forth for an uncontrolled environment.

RSS-Gen Statement

This device contains licence-exempt transmitter(s)/receiver(s) that comply with Innovation, Science and Economic Development Canada's licence-exempt RSS(s). Operation is subject to the following two conditions:

1. This device may not cause interference.
2. This device must accept any interference, including interference that may cause undesired operation of the device.

Ce dispositif contient des émetteurs exonérés de permis(s)/récepteurs(s) qui sont conformes aux RSS (s) exemptés de licence du Canada. L'opération est soumise aux deux conditions suivantes :

1. Cet appareil peut ne pas causer d'interférences.
2. Ce dispositif doit accepter toute interférence, y compris les interférences qui peuvent provoquer un fonctionnement indésirable de l'appareil.

RSS-102 Statement

This equipment complies with Innovation, Science and Economic Development Canada's radiation exposure limits set forth for an uncontrolled environment. Cet équipement est conforme aux limites d'exposition aux rayonnements de Développement économique Canada pour l'innovation, les sciences et le développement économique établies dans un environnement incontrôlé.

ONE-YEAR LIMITED WARRANTY

Visit www.insigniaproducts.com for details.

CONTACT INSIGNIA

For customer service, call 1-877-467-4289 (U.S. and Canada) www.insigniaproducts.com

INSIGNIA is a trademark of Best Buy and its affiliated companies. Distributed by Best Buy Purchasing, LLC
7601 Penn Ave South, Richfield, MN 55423 U.S.A.
©2024 Best Buy. All rights reserved.