



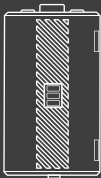
Please see www.rocketfishproducts.com for the latest Quick Start Guide and troubleshooting.

Rechargeable Battery Pack for Xbox One® and Xbox® Series X & S

RF-XB1SRBP / RF-XB1SRBP-C

PACKAGE CONTENTS

- Rechargeable battery pack
- Quick Setup Guide



QUICK SETUP GUIDE

Before using your new product, please read these instructions to prevent any damage.

FEATURES

- Rechargeable battery eliminates disposable batteries
- 1200mAh pack lets you play longer between charges
- 100% compatible with Xbox One and Xbox Series X & S Controllers
- Fully UL-certified battery cell
- Compatible with most Xbox One charging solutions

SAFETY INFORMATION/CAUTION

Incorrect battery use may result in battery leakage, overheating, or explosion.

When using batteries, make sure that you follow these instructions:

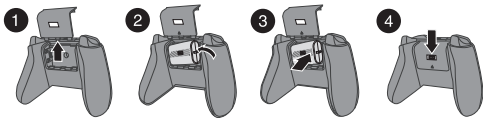
- Keep batteries out of the reach of children.
- Do not heat, open, puncture, mutilate, or dispose of batteries in fire.
- If a battery leaks, remove the battery, taking care to keep the leaked fluid from touching your skin or clothes. If fluid from the battery comes into contact with skin or clothes, flush skin with water or remove the clothing immediately. Before inserting a new battery, thoroughly clean the controller with a damp paper towel.
- Do not allow metal objects to touch the battery terminals, because they can become hot and cause burns. For example, do not carry the battery in a pocket with keys or coins.
- Remove the battery when the product will not be used for an extended period of time.

Need help? Call 1-800-620-2790 (U.S. and Canada)

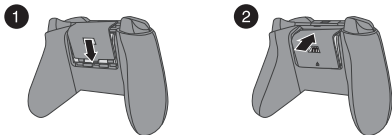
SETTING UP THE RECHARGEABLE BATTERY PACK

- Open the battery cover and insert the rechargeable battery pack into the battery compartment as shown below. The contacts should be facing left and the charge contact should be facing outward. Replace the battery cover.

Warning: If you find that the battery is requiring force or does not fit correctly, do not force the battery in. Carefully reevaluate the position of the battery and try again - the battery should not be forced into the controller!

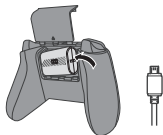


Note: If it's too difficult to slide in the battery cover, please try the following steps to insert and push the battery cover.

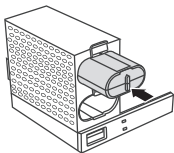


Note: Your controller may not have a charging window like the one shown above.

COMPATIBLE WITH ROCKETFISH™ XBOX ONE CHARGING SOLUTIONS

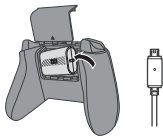


RF-XB1CHRGPKS
Xbox One Play & Charge Kit



RF-XB1SSDCS
Xbox One S Side Dock Charging Station

COMPATIBLE WITH INSIGNIA™ XBOX ONE CHARGING SOLUTIONS



NS-GXBOCK101
Xbox One Charge & Play Kit



NS-XBODRC102
Xbox One Dual Controller Charger

NOTE: Charging devices sold separately

Need help? Call 1-800-620-2790 (U.S. and Canada)

SPECIFICATIONS

Battery capacity	1200mAh
Battery type	Ni-MH LSD battery
Charging cable type	Standard USB to Micro-USB cable - sold separately
(W×H×D) External dimensions	Approx. 1.96 × 1.18 × .59 in. (5 × 3 × 1.5 cm)
Operating temperature	32°F~104°F (0°C~40°C)

TROUBLESHOOTING

The rechargeable battery pack doesn't charge?

- Confirm the battery pack is properly installed on the Xbox One controller.
- You can charge your battery by connecting the controller and charge cable to any USB power source or most Rocketfish/Insignia charging solutions (sold separately).

LEGAL NOTICES

FCC Information

This device complies with part 15 of the FCC Rules. Operation is subject to the following two conditions: (1) This device may not cause harmful interference, and (2) this device must accept any interference received, including interference that may cause undesired operation.

Warning: Changes or modifications to this unit not expressly approved by the party responsible for compliance could void the user's authority to operate the equipment.

Note: This equipment has been tested and found to comply with the limits for a Class B digital device, pursuant to Part 15 of the FCC Rules. These limits are designed to provide reasonable protection against harmful interference in a residential installation. This equipment generates, uses and can radiate radio frequency energy and, if not installed and used in accordance with the instructions, may cause harmful interference to radio communications. However, there is no guarantee that interference will not occur in a particular installation. If this equipment does cause harmful interference to radio or television reception, which can be determined by turning the equipment off and on, the user is encouraged to try to correct the interference by one or more of the following measures:

- Reorient or relocate the receiving antenna.
- Increase the separation between the equipment and receiver.
- Connect the equipment into an outlet on a circuit different from that to which the receiver is connected.
- Consult the dealer or an experienced radio/TV technician for help.

ICES-003 Statement

This Class B digital apparatus complies with Canadian ICES-3(B) / NMB-3(B) standard.

ONE-YEAR LIMITED WARRANTY

Visit www.rocketfishproducts.com for details.

Microsoft and Xbox One are registered trademarks of the Microsoft group of companies.

ROCKETFISH is a trademark of Best Buy and its affiliated companies. Registered in some countries.

Distributed by Best Buy Purchasing, LLC, 7601 Penn Ave South, Richfield, MN 55423 U.S.A.,

©2020 Best Buy. All rights reserved.

Made in China

English V6-20-0911

Need help? Call 1-800-620-2790 (U.S. and Canada)