

165mm

90mm



Smart Surge Protector

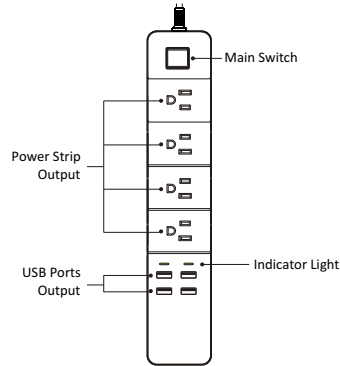
Quick Guide

MODEL NO: C380



●Product Overview

eco4life Smart Power Strip with Surge Protection has 4 power outlets and 4 USB ports. This product works seamlessly with your home automation devices through the eco4life app or voice commands with Amazon Alexa or Google Assistant. It enables wireless control of your lights and devices from anywhere. It automatically switches individual devices on and off based on multiple timers. Intelligent USB charging ports can detect your devices and deliver the ideal charging for optimum safety.



●Easy Installation

- 1 Scan the QR Code or directly download and install the eco4life app from the Apple App Store or Google Play on your smartphone.

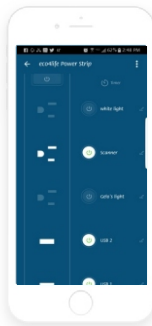
App Download



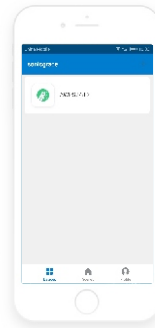
- 2 Make sure your smartphone is connected to your home Wi-Fi network.
- 3 Plug the Smart Power Strip into the wall outlet and wait for the red LED light to blink rapidly.
- 4 If the red light does not blink rapidly, reset the device by pressing the ON/OFF button in five (5) second intervals until red light blinks.
- 5 From the eco4life app, click + on the upper right corner of the screen to add your device. Select Electrical Outlet and customize settings for your Smart Power Strip. You can rename the individual outlets on the power strip to identify the device plugged in for easier control.

●ADD DEVICES TO ECO4LIFE APP

- 1 Open the "eco4life" app, click "+", select "Electrical outlet", then enter the mobile phone is connected Wi-Fi password configured.
- 2 Once configured, click on the icon on the upper right corner to customize or restore your settings, check firmware updates and other tasks.



- 3 From the "Scenes" page click "+" to add scene. Enter the scene name, then add "condition" to perform a single or multiple tasks, collectively with your other smart devices. (See picture 1)
- 4 From Profile Page, select "Device Sharing", share device control with family members (pic 2)



Picture 1



Picture 2

●Light Indicators

Red Light (Blinking):

Sync mode

Red Light (Steady On):

Successfully paired to wireless network

Red Light (Off):

Not connected to wireless network

Blue Light (On):

Output ports have power

Blue Light (Off):

Output ports have no power

●Technical Specification

Input Voltage: 125V~60Hz

Rated Power: 1875W 15A

USB Input: 100-125V~, 50/60Hz, 0.35A/USB

Output: 5V, 3.1A each, 3.1A total

Wireless Type: Wi-Fi 2.4GHz, IEEE 802.11b/g/n

NOTE: This device supports 2.4 GHz Wi-Fi Network only. It is compatible with Android Version 4.4 - 8.0 and iOS Version 8 and above. DO NOT overload capacity.

For more troubleshooting help, please visit www.sonicgracehome.com or send us an email at CS@sonicgracehome.com