



## Battery Case for iPhone 3G/3GS

RF-KL12



### QUICK SETUP GUIDE

#### Features

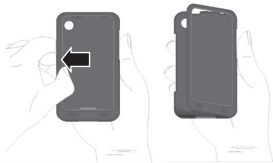
- Doubles the life of your iPhone battery
- Durable snap-on case
- Up to 4 hours talk time
- Up to 8 hours video
- Up to 35 hours music

#### Package contents

- Rocketfish Mobile Battery Case
- Charging cable
- Quick Setup Guide

#### Installing your iPhone 3G/S into your power case

- 1 Remove the faceplate from your power case by pulling one side of the faceplate away from the case.



- 2 Firmly slide your iPhone 3G/S into the back of the case.



- 3 Replace the faceplate.



You are ready to charge your iPhone.

#### Notes:

- Fully charge your iPhone's battery before using your iPhone.
- When the power case and iPhone batteries are fully charged, the four LED indicators turn on.
- When the iPhone battery is fully drained in your Rocketfish power case, the iPhone charging icon will revert to its normal usage.
- The power case includes a USB cable. Use the provided USB cable to charge your power case.


#### Charging your Rocketfish Power case and iPhone

- 1 Connect your Power case (iPhone already installed) to the supplied USB power cable.
- 2 Connect power cable to any USB power source to begin charging.

#### LED indicators

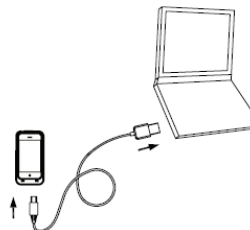
Your power case has four LED indicators and a charge checking button.

To check the amount of charge in the battery, press the checking button. The LED indicators light to indicate the amount of charge.



#### Charging your Battery Case For use with UL listed ITE

- 1 Make sure that you have inserted your iPhone into the Battery Case.
- 2 Plug the included USB cable into your Battery Case and a USB port on a computer.
- 3 Charge until the LED indicators read Full.



#### Notes:

- The battery does not have to be fully charged to sync your iPhone. As long as the battery has enough power to turn on your iPhone, your iPhone will sync within five seconds.
- Always use the included USB cable when charging or syncing your iPhone.

#### FCC

This device complies with Part 15 of the FCC Rules. Operation is subject to the following two conditions: (1) this device may not cause harmful interference, and (2) this device must accept any interference received, including interference that may cause undesired operation.

#### ICES-003

This Class B digital apparatus complies with Canadian ICES-003.

#### One-year limited warranty

Visit [www.rocketfishproducts.com](http://www.rocketfishproducts.com) for details.

© 2010 BBY Solutions, Inc.  
Distributed by Best Buy Purchasing, LLC  
7601 Penn Avenue South,  
Richfield, MN USA 55423-3645