

3024DWR • 24" Independent Dual-Zone Drawer Model • Modular 3000 Series

FEATURES & BENEFITS



PERFORMANCE	<ul style="list-style-type: none">• Volume of 4.5 cu ft holds up to 90 bottles (12 oz) or 142 cans (12 oz)• Temperature range: 34°F - 70°F• Convection cooling system rapidly and efficiently takes items to the set temperature• U-Select® Control offers five distinct modes: Beverage: 34°F - 65°F, Deli: 34°F - 40°F, Market: 34°F - 40°F, Pantry: 34°F - 70°F, Root Cellar: 45°F - 55°F• U-Select® Control with digital OLED display• Independently controlled dual-zones
INTERIOR/EXTERIOR	<ul style="list-style-type: none">• Black interior is illuminated with LED theater lighting• Equipped with 2 full-extension soft-close robust stainless drawers• Upper drawer includes Slide and Divide bin organizer• The lower drawer is large enough to fit 2 one-gallon containers with additional space for more storage
INTEGRATION	<ul style="list-style-type: none">• Adjustable grille can be shifted front-to-back and up-and-down• Integrated model requires ¾" custom panel of your choice, or can accept U-Line Euro Style Handleless Stainless Panel Accessory (must be ordered separately)• Grille can accept an integrated toe-kick• Four independently adjustable leveling legs; rear legs are adjustable from the front for ease of installation

MODEL DETAILS

Model	Voltage/Hz	Door Swing	Finish	Shipping Weight
U-3024DWRS-00B	115 / 60	Drawers	Stainless Solid	166 lb
U-3024DWRINT-00B	115 / 60	Drawers	Integrated Solid	158 lb

ACCESSORIES

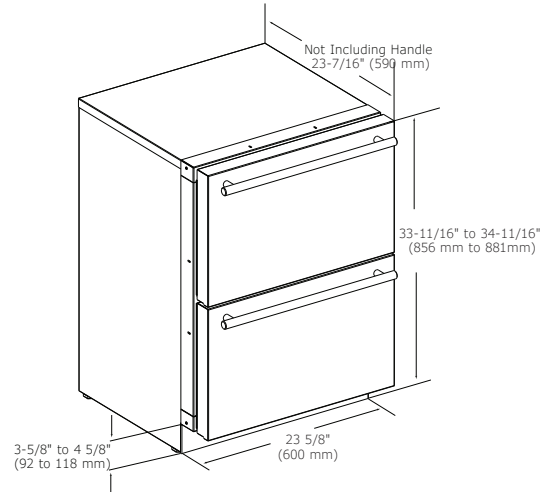
Model	Description	Finish	Shipping Weight
80-54289-00	Commercial Drawer Handle, 7/8" Diameter (single handle)	Stainless	2 lb
80-54462-00	Professional Drawer Handle, 1 1/4" Diameter	Stainless	2 lb
U-DWRESP60S*	Euro Style Handleless Panel, 24" Solid Drawers (2 panels)	Stainless	14 lb

*Installs on integrated models.

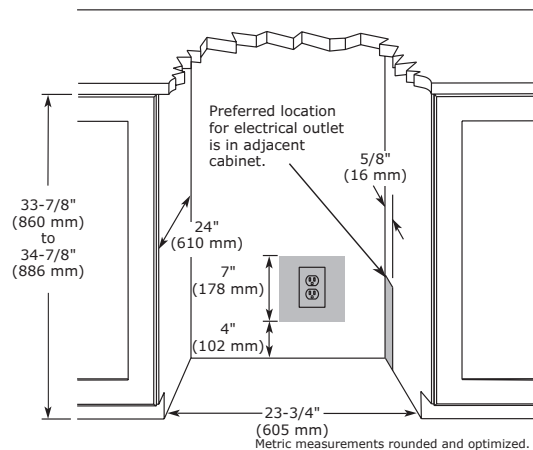
Modular 3000 Series • 24" Independent Dual-Zone Drawer Model • **3024DWR**

DIMENSIONS

Dimensions shown apply to all finishes, including Integrated (INT) models with ¾" integrated panel/frame installed.



CABINET CUT-OUT



INSTALLATION NOTES

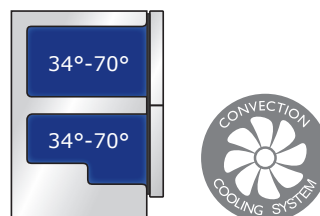
No additional clearance around sides, top or rear of unit is needed for ventilation.

Do not obstruct front grille air flow.

SPECIFICATIONS

Model	3024DWR
Amps: Running	1.2
Capacity: Bottle (12 oz)	90
Capacity: Can (12 oz)	142
Capacity: Volume (cu ft)	4.5
Control Type	U-Select®
Dimensions: Product Depth	23 7/16" / 590 mm
Dimensions: Product Height	33 11/16" / 856 mm
Dimensions: Product Width	23 5/8" / 600 mm
Energy Consumption: Avg. Per Year	300 kWh
ENERGY STAR	No
Panel Height	14 15/16" / 379 mm
Panel Thickness	¾" / 20 mm
Panel Type	Solid Panel
Panel Width	23 ½" / 595 mm
Product Weight: Max	156 lb
Refrigerant Type	R600a
Sabbath (Star K Certified)	Yes
Temperature Range	34°F - 70°F

COOLING SYSTEM



ELECTRICAL REQUIREMENTS

This unit requires a grounded, polarized 115 VAC, 60 Hz, 15 A power supply (normal household current).



Residential



Please visit U-Line.com to view this model's User Guide. All specifications are subject to change without notice.