

Invented for life



BOSCH

Refrigeration, reinvented.

The coolest advancements in freshness, ice, and more.





Designed for quality. Invented for life.

Quality that goes beyond material. Bosch refrigerators are designed to make your life easier, more plentiful, and ever fresh.

B36CL80SNS

Beauty is in the details.

Bosch refrigerators feature a sleek, stainless steel exterior and an equally stunning interior that spares no detail. Enjoy a best-in-class freshness system. Bountiful fresh filtered ice, replenished fast. And a refreshment center that doubles as a built-in wine cellar. Form and function, evolved.



America's Most Trusted® Refrigerator 6 Years in a Row 2019-2024*

At Bosch, every detail of our refrigerators is designed for quality and with the consumer experience in mind. It's why Lifestory Research named Bosch dishwashers as "America's Most Trusted® Refrigerator 6 Years in a Row."

*Bosch received the highest numerical score in the proprietary Lifestory Research 2019-2024 America's Most Trusted® Kitchen Brands studies. Study results are based on experiences and perceptions of people surveyed. Your experiences may vary. Visit www.lifestoryresearch.com.

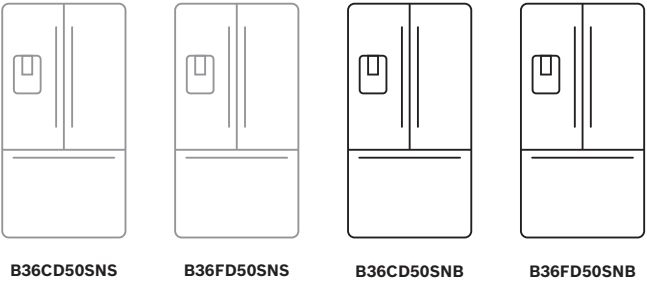
B36CT80SNS



B36CD50SNS

QuickIce Pro System™

Available on select 500 Series models



Industry's fastest refrigerator ice maker.*

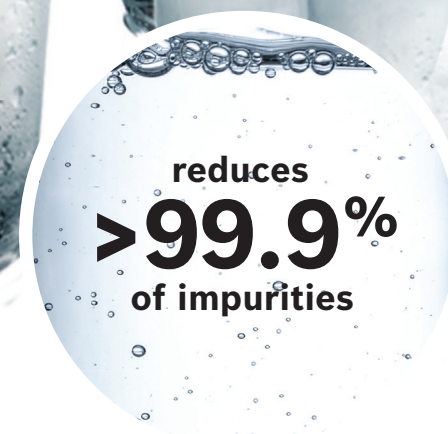
Enjoy freshly filtered ice, replenished fast. Now, say farewell to frequent ice runs to the store.

QuickIce Pro System™

Makes up to 12 lbs. of ice per day, for up to 40 glasses.**

*Based on single ice maker production rates during a 24-hour period, measured per IEC standard and manufacturer user's manuals, for brands identified in US and Canada TraQLine as freestanding French door bottom mount refrigerators.

**Based on single ice maker production rates during a 24-hour period, measured per IEC standards, when the ice bin was removed. Results may vary depending on operating conditions. Based on filling 8 oz. glasses.



QuickIce Pro System™

The innovative QuickIce Pro System™ combines three technologies to produce fresh filtered ice in your refrigerator—fast.

*Based on single ice maker production rates during a 24-hour period, measured per IEC standards, when the ice bin was removed. Results may vary depending on operating conditions. Based on filling 8 oz. glasses.

**Based on single ice maker production rates during a 24-hour period, measured per IEC standard and manufacturer user's manuals, for brands identified in US and Canada TraQline as freestanding French door bottom mount refrigerators.

Industry's fastest refrigerator ice maker**

The QuickIce Pro System™ offers rapid ice replenishment, making up to 12 lbs. of ice per day, for up to 40 glasses.*

Fresh filtered water with UltraClarityPro®

The UltraClarityPro® water filter reduces >99.9% of impurities that may be found in your water and ice, including harsh elements like chlorine and chloramine.

Hands-free convenience with bottle fill

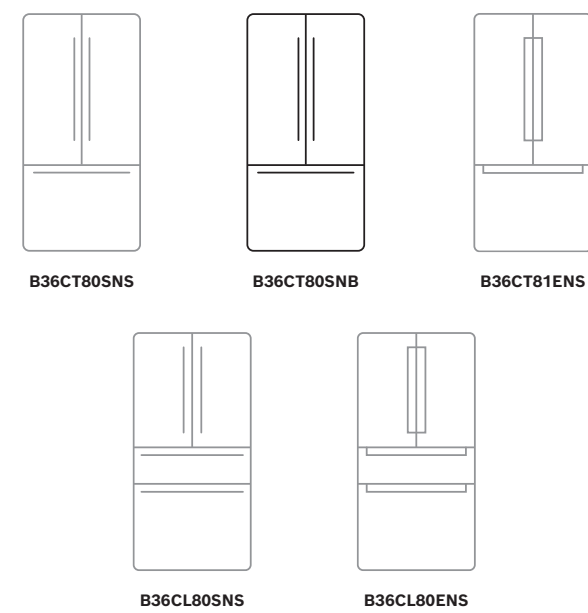
Fill your favorite glass or bottle hands-free using Bosch's advanced bottle fill technology.



B36CL80SNS

VitaFresh® Technology

Available on select 800 Series models



Keeps food fresh up to 3x longer.*

Minimize food waste with fresh foods in view and within reach. A best-in-class freshness system and innovative features keep your food fresh up to 3x longer.*

That's Fresh by Design®.

*As compared to a Bosch refrigerator without VitaFresh® technology. Results may vary among different foods.

VitaFresh® Technology

VitaFresh® technology keeps food fresh up to 3x longer* with precise humidity and temperature controls. VitaFresh® balances BOTH the temperature and humidity levels based on the food setting.



Preservation.

VitaFreshPro®

An industry first, VitaFreshPro® automatically balances both temperature and humidity levels based on the food setting. From produce to meats to cheeses, pre-programmed settings calibrate the optimal environment, removing the guesswork from food storage.



Protection.

FreshProtect®


FreshProtect® filter absorbs naturally occurring ethylene to slow ripening in produce sensitive to these gases. Designed to help fruits and vegetables like strawberries, apples, asparagus, and lettuce stay fresher, longer.



Fresh.

AirFresh® filter

Keep your refrigerator and freezer air fresh, all while absorbing even the toughest food odors. Never worry about a replacement—the AirFresh® filter is built to last the lifetime of your refrigerator.



Consistency.

MultiAirFlow™

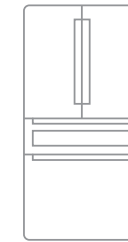
With MultiAirFlow™, evenly circulate cool, fresh air to maintain consistent temperatures throughout the entire fridge cavity, from door bins to back corners.



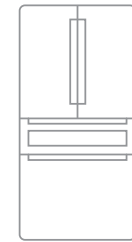
B36CL81ENG

Refreshment Center™

Available on select 800 Series models



B36CL81ENG



NEW
B36CL81ENW

Like a wine cellar in your refrigerator.

The impressive Bosch counter-depth refrigerator, featuring the Refreshment Center™, puts your favorite beverages on beautiful display. Entertain friends and family, or keep everyday refreshments on hand and at the ready.



Refreshments in view and in reach.

The Bosch Refreshment Center™ refrigerator features an easy-to-view, easy-to-reach glass display drawer. Pre-programmed settings take the guesswork out of finding the optimal temperature—from craft beer and wines, to champagne, juice, and other beverages.



Your personal wine cellar.

Sleek display drawer made of tempered glass holds up to an impressive 17 standard wine bottles, all with pre-programmed temperature and humidity. Or, remove the top shelf to make room for up to 6 magnum bottles.



From water to juices to seltzer.

Stay organized and free up refrigerator space by storing all your drinks—up to 35 standard beverage cans, in fact—in one easy-to-access drawer.



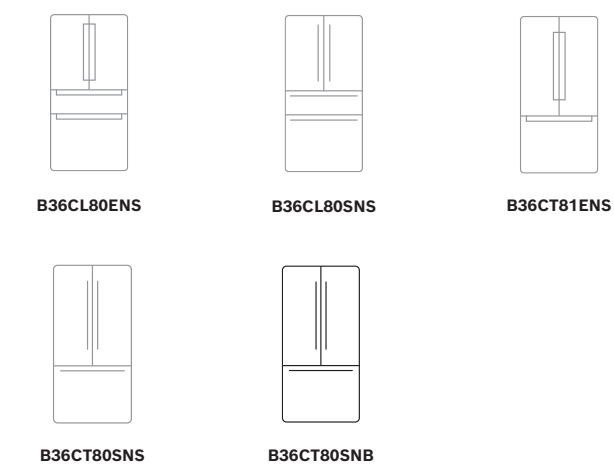
Features designed to make life a little more chill.

From organization to water filtration, Bosch counter-depth refrigerators also offer a host of innovative features that help make everyday life a little easier.

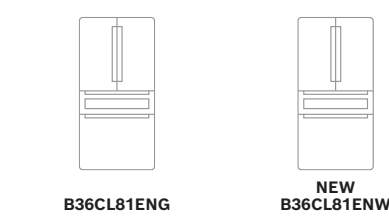
800 Series Features

Choose between **VitaFresh®** or **Refreshment Center™**.

VitaFresh®



Refreshment Center™



Plus, enjoy these additional features available on all 800 series models.



FlexBar®
FlexBar® creates extra space in your refrigerator and is completely adaptable to you and your needs. Move the bar up or down. Adjust accessories anywhere along the bar. Add or remove accessories for your ideal configuration, and enjoy your new home for wine bottles, condiment jars, and



UltraClarityPro® water filter
This industry-leading water filter removes an astonishing >99.9% of impurities, including harsh elements like chlorine and chloramine.



Filtered internal water
Beautifully hidden inside, the dual-dispensing interior water dispenser lets you enjoy pure, fresh water with the touch of a button or tap of your glass or



Filtered pyramid ice
Enjoy beautiful, pyramid-shaped ice right from your freezer. Store in the ice bin or remove completely for a full drawer of ice storage. Ice scoop comes



Organized 3-tiered freezer drawers
An ingenious three-tiered freezer drawer system creates extra storage and organization for frozen food.



Wide gallon door bins
Featured on both sets of doors, our wide gallon door bins easily accommodate two large, side-by-side gallon containers each.



Easy to clean
Keep your kitchen looking beautiful with an easy-to-clean stainless steel exterior. Simply wipe with a damp cloth, no stainless steel cleaner necessary.



Guards against scratches
Daringly different, Bosch black stainless steel helps guard against scratches and fingerprints.



Smart refrigerators with Home Connect®
Designed to offer peace of mind, customization, and simplification. Should you ever encounter a problem, the Bosch customer service team can remotely connect to your refrigerator, helping you find a solution quickly.



Interior design details
Thoughtfully designed in both form and function, with stunning LED illumination from corner to corner and high-quality durable materials like real glass shelves.



True counter depth
Sits flush with the countertop, with hidden hinges and discreet, tucked away feet. Sleek, freestanding refrigerators effortlessly look and feel built-in.



Dual compressors
Dual compressors and dual evaporators offer efficient and precise cooling and humidity control, while significantly limiting odor transfer between the refrigerator and freezer, creating the optimal freshness environment.



Stainless steel back wall
The sleek, internal stainless steel back wall is made from the highest quality materials. Eye-catching and durable, it's a timeless design that's built to last.

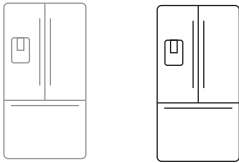


ENERGY STAR®
ENERGY STAR® qualified for year round energy efficiency.

500 Series Features

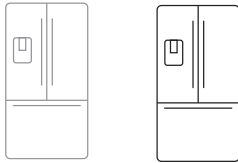
Featuring the **QuickIce Pro System™**. The industry’s fastest refrigerator ice maker.*
Choose from **standard-depth** or **counter-depth capacity**.

Standard-depth




Capacity: 26 cu. ft.

Counter-depth



Capacity: 21.6 cu. ft.



Plus, enjoy these additional features available on all 500 series models.



Filtered external ice and water

Exterior water dispenser lets you enjoy pure, fresh water with the touch of a button or tap of your glass or bottle.



UltraClarityPro® water filter

This industry-leading water filter removes an astonishing >99.9% of impurities, including harsh elements like chlorine and chloramine.



Bottle fill

Fill your favorite glass or bottle hands-free using Bosch’s advanced bottle fill technology.



Filtered crescent ice

Enjoy bountiful crescent shaped ice, easily accessible from the exterior ice and water dispenser. Use the freezer bin (in counter-depth models only), or fill the freezer drawer for times when you need extra ice available.



Organized 2-tiered freezer drawers

A convenient two-tiered freezer drawer system creates extra storage while helping to keep frozen foods more organized.



Wide gallon door bins

Featured on both sets of doors, our wide gallon door bins easily accommodate two large, side-by-side gallon containers each.



Easy to clean

Keep your kitchen looking beautiful with an easy-to-clean stainless steel exterior. Simply wipe with a damp cloth, no stainless steel cleaner necessary.



Guards against scratches

Daringly different, Bosch black stainless steel helps guard against scratches and




Garage shelf for storage flexibility

The garage shelf is equipped on the standard-depth refrigerators, and allows you to tuck away the upper-right shelf to easily store taller items below.



VitaFresh Plus™

Balances temperature and offers customizable humidity, for the optimal environment for your fruits and vegetables. Two bins allow for ample storage and organization, each bin with separate humidity control.



MultiAirFlow™

MultiAirFlow™ helps evenly circulate cool fresh air, regulating optimal temperatures throughout the fridge cavity.



Smart refrigerators with Home Connect®

Designed to offer peace of mind, customization, and simplification. Should you ever encounter a problem, the Bosch customer service team can remotely connect to your refrigerator, helping you find a solution quickly.



Interior design details

Thoughtfully designed in both form and function, with stunning LED illumination from corner to corner and high-quality durable materials like real glass shelves.



Stainless steel back wall

The sleek, internal stainless steel back wall is made from the highest quality materials. Eye-catching and durable, it’s a timeless design that’s built to last.



AirFresh® filter

This lifetime filter keeps your refrigerator and freezer air fresh while absorbing stubborn food odors.



ENERGY STAR®

ENERGY STAR® qualified for year round energy efficiency.

*Based on single ice maker production rates during a 24-hour period, measured per IEC standard and manufacturer user’s manuals, for brands identified in US and Canada TraQline as freestanding French door bottom mount refrigerators.



Savor the versatility and beauty of a Bosch kitchen.

Bosch refrigerators are just part of a full suite of available kitchen appliances. From induction cooktops to built-in ovens to ultra-quiet dishwashers, the heart of your home awaits.

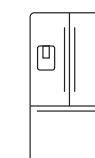


Home Connect®

All Bosch refrigerators featured in this brochure are equipped with Home Connect®



B36FD50SNS



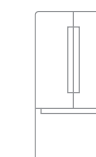
B36FD50SNB



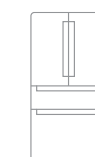
B36CD50SNS



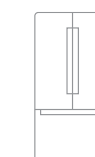
B36CD50SNB



B36CT81ENS



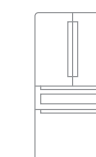
B36CL80ENS



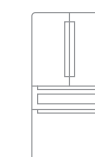
B36CT81ENS



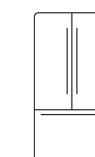
B36CL80SNS



B36CL81ENG



NEW
B36CL81ENW



B36CT80SNB



B36CT80SNS

Smart refrigerators to simplify life.

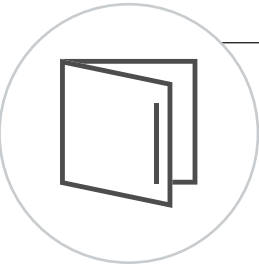
Part of the smart home, Bosch connected appliances are designed to make your life easier, keeping you in the know when it matters. Home Connect® allows a variety of Bosch home appliances to be monitored and controlled through your smartphone, smartwatch, or with your voice.

Master your day with Home Connect®.

Home Connect® enables you to control and monitor your Bosch refrigerator from your smart phone or smart watch. Enjoy the benefits of helpful alerts and notifications, plus remote diagnostic services for the ultimate convenience. Connected refrigerators from Bosch are designed to give you peace of mind, customization, and simplification.




Peace of mind.



Door open notification

Receive a notification on your smart phone or smart watch should you accidentally leave your refrigerator door open for an extended time.



Remote temperature control

Remotely adjust and monitor the temperature of your fridge and freezer—even set it to vacation mode when you’re away.



Remote diagnostics


Should you ever encounter a problem, the Bosch customer service team can remotely connect to your refrigerator, helping you find a solution quickly.



Automatic water filter replacement

Using Amazon, have your next water filter automatically scheduled for delivery when it’s time. Your fridge can trigger a re-order when it senses the filter

Customization.



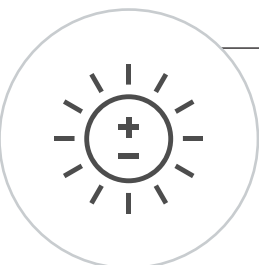
Temperature customization

Customize your VitaFreshPro® drawer to the precise temperature and humidity, or customize your Refreshment Center™ drawer temperature to your taste.



SuperCool

When you restock your fridge, opening the door can raise the inside temperature. Rapidly chill your food with SuperCool. Do this from home—or at the grocery store—using the Home Connect® app.



Lighting

Easily adjust the brightness level in your refrigerator from your phone.



SuperFreeze®

Before stocking your freezer with new groceries, set it to SuperFreeze® to help new food freeze even faster. Do this from home—or at the grocery store—using the Home Connect® app.

Meet the family.

Bosch refrigerators come in a range of design styles and finishes, so you're sure to find the perfect match.

The right accessories.

Choose from a range of accessories, depending on your needs.

Water Filter Accessories

- UltraClarityPro® water filter (BORPLFTR55) - comes standard, replacement recommended every 6 months

FreshProtect® Accessories*

- Filter starter kit (FPETHKT50) - comes standard
- Filter refill kit (FPETHRF50) - replacement recommended every 6 months

FlexBar® Accessories*

- Bottle holder (BOFLEXBOTL) - comes standard
- Shallow shelf (BOFLEXSMSh) - comes standard
- Deep shelf (BOFLEXLGSH) - comes standard

Door Accessories

- 90-degree door stop (10012733) - comes standard

*Comes standard only on select models. See matrix on page 40 for details.



B36FD50SNS
Stainless Steel
Standard-depth



B36FD50SNB
Black Stainless Steel
Standard-depth



B36CD50SNS
Stainless Steel
Counter-depth



B36CL81ENG
Glass Over Stainless Steel
Counter-depth



B36CL81ENW (NEW)
Glass Over Arctic White
Counter-depth



B36CL80SNS
Stainless Steel
Counter-depth



B36CL80ENS
Stainless Steel
Counter-depth



B36CD50SNB
Black Stainless Steel
Counter-depth



B36CT80SNB
Black Stainless Steel
Counter-depth



B36CT80SNS
Stainless Steel
Counter-depth



B36CT81ENS
Stainless Steel
Counter-depth

Quality finishes.

Premium materials like classic stainless steel and the exclusive true black stainless steel add to the beauty and longevity of every Bosch refrigerator.



Classic stainless steel.

Sleek and easy to clean, classic stainless steel offers a timeless design that will effortlessly match other appliances in your kitchen.



Black stainless steel.

Daringly different, Bosch black stainless steel helps guard against scratches and fingerprints, while making a bold statement.



Glass over stainless steel.

Provides a sleek and premium stainless steel look, combined with the cleanability of glass.



Glass over arctic white.

Combines a modern and contemporary look, with the cleanability of glass.

A better grip.

Whether your taste is modern, transitional, or somewhere in between, a Bosch refrigerator is designed with multiple handle options to seamlessly suit your style and preference.



Bar handle.

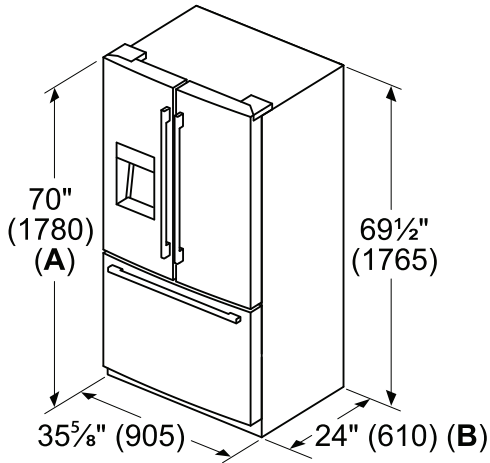
A classic refrigerator aesthetic with a sturdy, easy-to-grasp handle. Available in standard stainless steel. Black stainless steel is available in the 3-door model only.



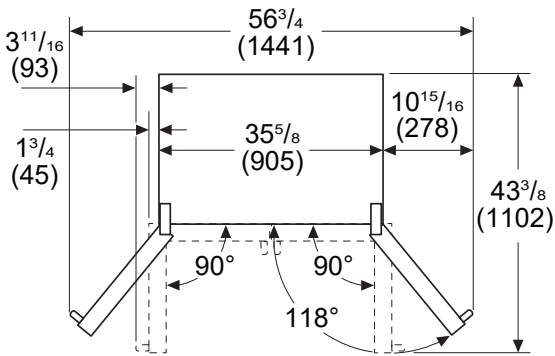
Recessed handle.

The sleek and ergonomic recessed handle design gives your kitchen a premium appearance. Available in standard stainless steel.

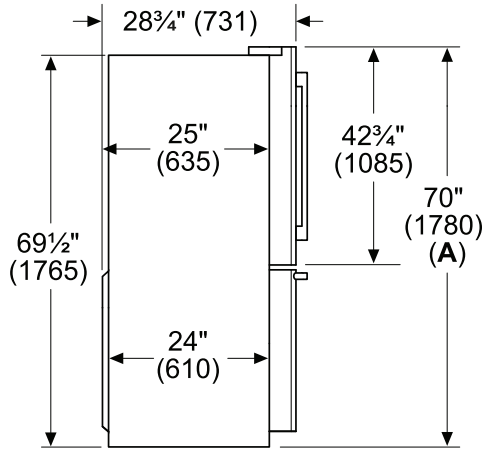
3-Door Bar Handle External Ice & Water Line Drawings | Counter-depth



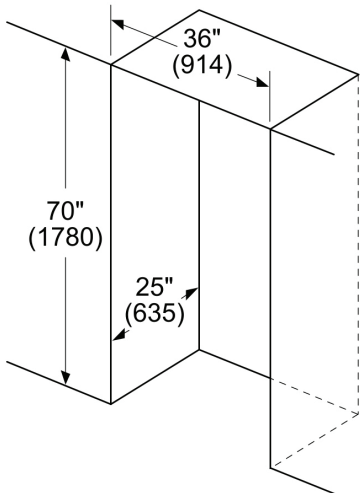
(A) Add 5/8" (17) with front leveling feet fully extended.
(B) Add 1" (25) for fixed spacers on back.



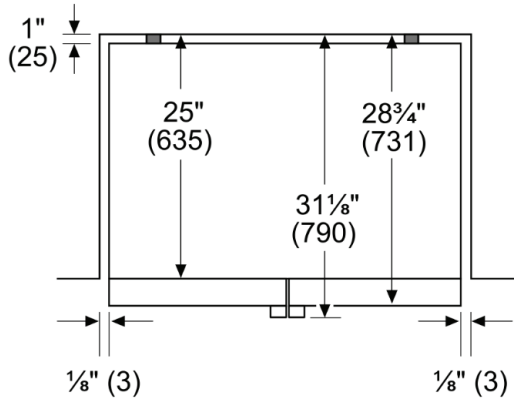
Drawers can be pulled out with door open to 90°.
Drawers can be taken out with door completely opened.



(A) Add 5/8" (17) with front leveling feet fully extended.

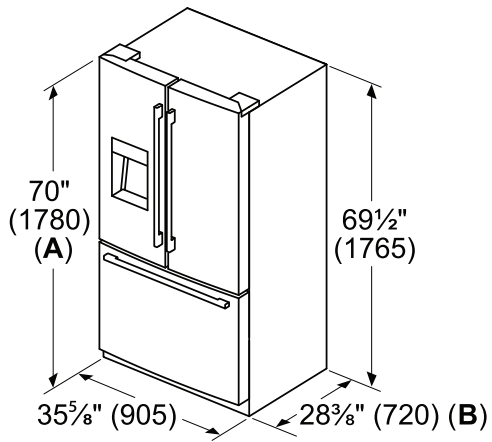


Leave 1/2" (12.7) gap at the top and 1" (25.4) behind the refrigerator for proper ventilation.
It is recommended that you do not install the refrigerator near a heat source such as an oven or a range.

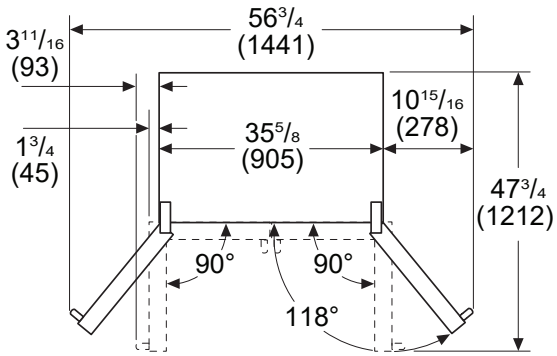


*measurements in inches (mm)

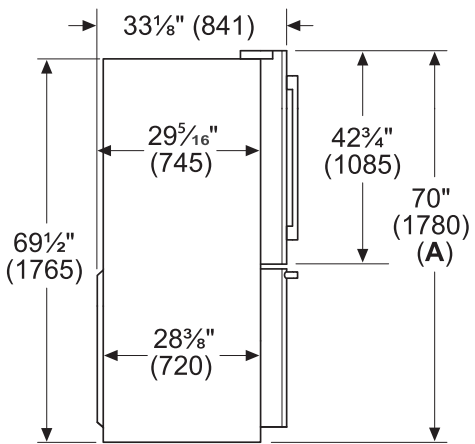
3-Door Bar Handle External Ice & Water Line Drawings | Standard-depth



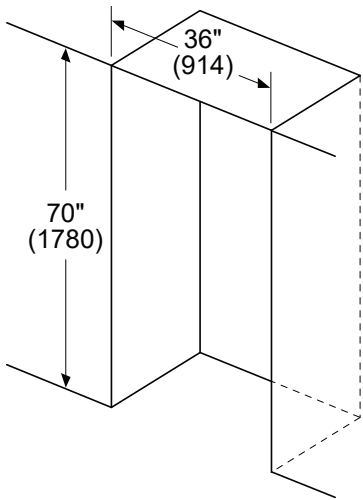
(A) Add 5/8" (17) with front leveling feet fully extended.
(B) Add 1" (25) for fixed spacers on back.



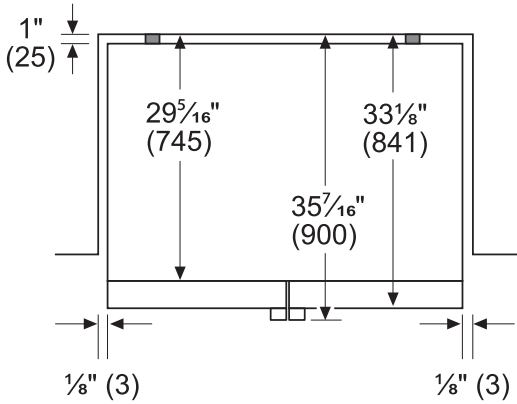
Drawers can be pulled out with door open to 90°.
Drawers can be taken out with door completely opened.



(A) Add 5/8" (17) with front leveling feet fully extended.

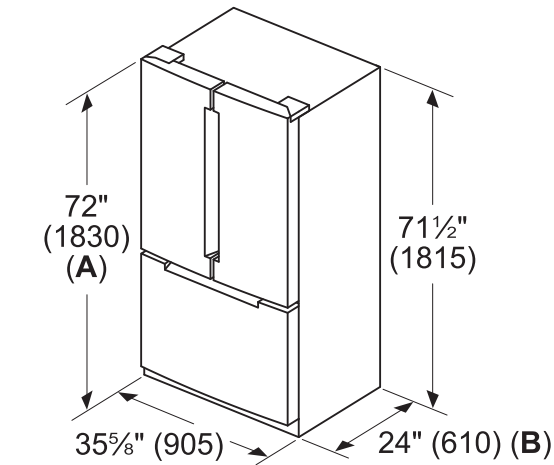


Leave 1/2" (12.7) gap at the top and 1" (25.4) behind the refrigerator for proper ventilation.
It is recommended that you do not install the refrigerator near a heat source such as an oven or a range.

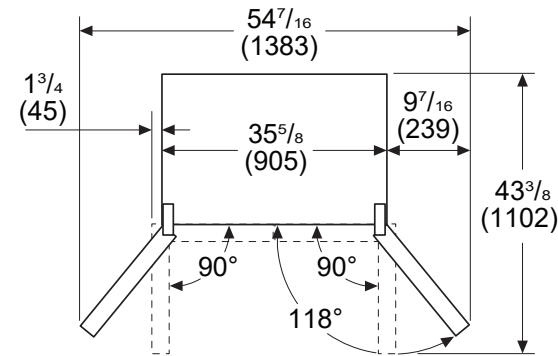


*measurements in inches (mm)

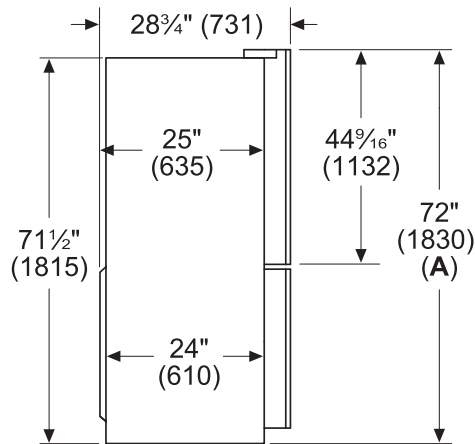
3-Door Recessed Handle Internal Ice & Water Line Drawings | Counter-depth



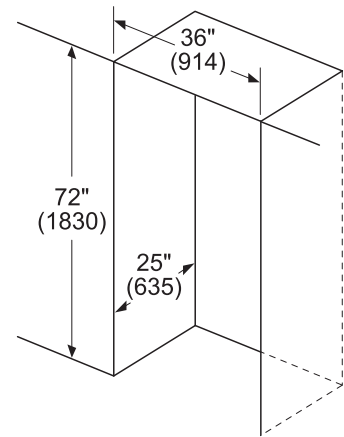
(A) Add 5/8" (17) with front leveling feet fully extended.
(B) Add 1" (25) for fixed spacers on back.



Drawers can be pulled out with door open to 90°.
Drawers can be taken out with door completely opened.

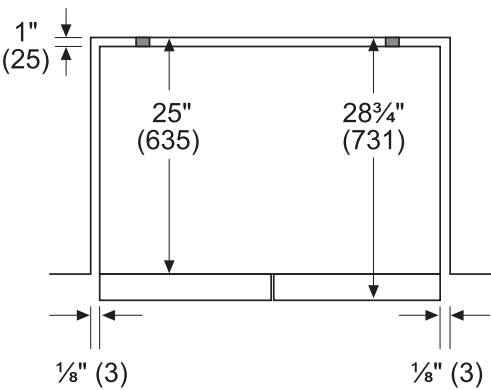


(A) Add 5/8" (17) with front leveling feet fully extended.

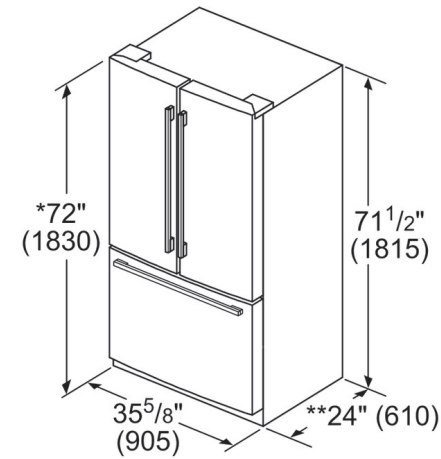


Leave 1/2" (12.7) gap at the top and 1" (25.4) behind the refrigerator for proper ventilation.
It is recommended that you do not install the refrigerator near a heat source such as an oven or a range.
Maximum receptacle and waterline height 23" (584).

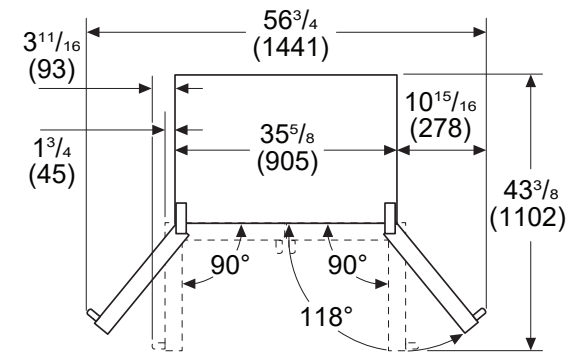
*measurements in inches (mm)



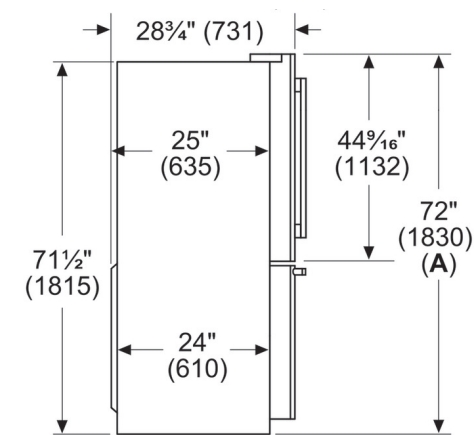
3-Door Bar Handle Internal Ice & Water Line Drawings | Counter-depth



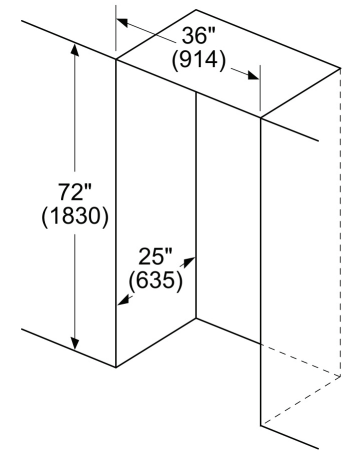
*Add 5/8" (17) with front leveling feet fully extended.
**Add 1" (25) for fixed spacers on back.



Drawers can be pulled out with door open to 90°.
Drawers can be taken out with door completely opened.

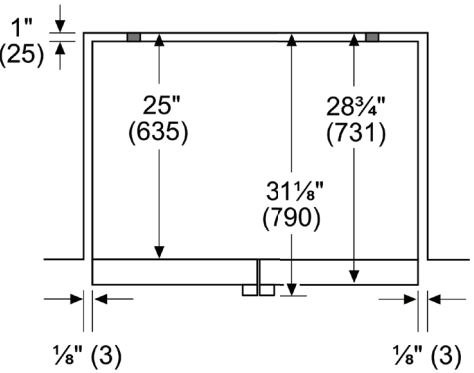


*Add 5/8" (17) with front leveling feet fully extended.



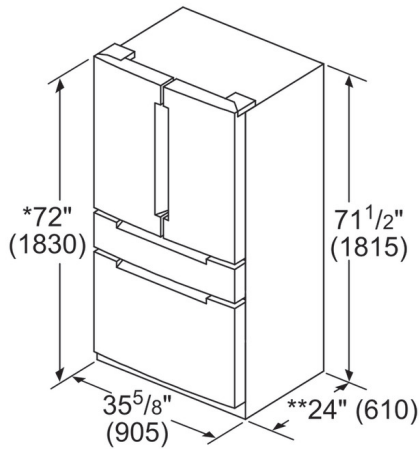
Leave 1/2" (12.7) gap at the top and 1" (25.4) behind the refrigerator for proper ventilation.
It is recommended that you do not install the refrigerator near a heat source such as an oven or a range.
Maximum receptacle and waterline height 23" (584).

*measurements in inches (mm)

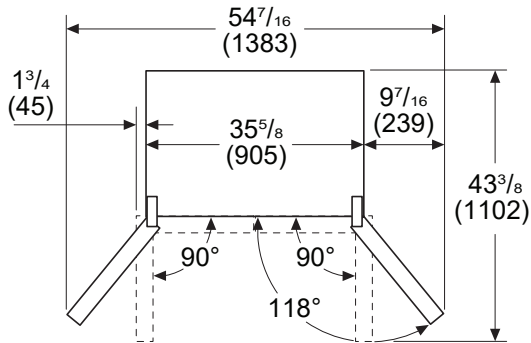


4-Door Recessed Handle & Refreshment Center™

Line Drawings | Counter-depth

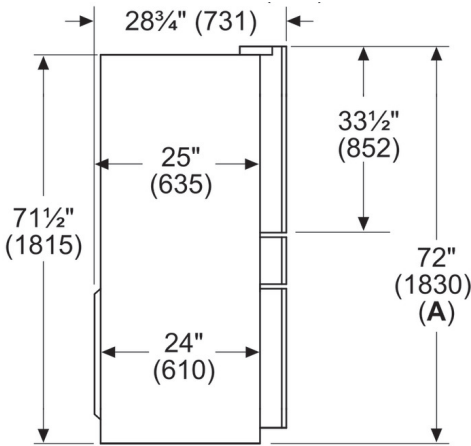


*Add 5/8" (17) with front leveling feet fully extended.
**Add 1" (25) for fixed spacers on back.

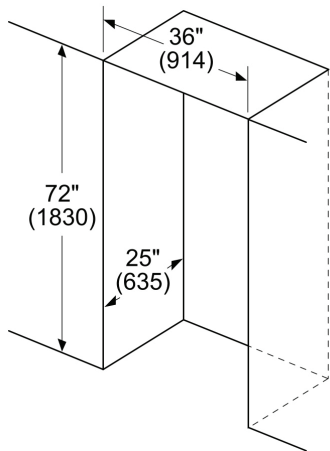
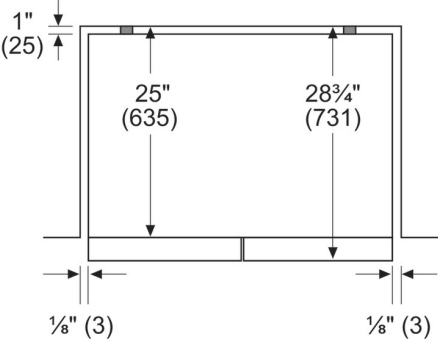


B36CL80ENS (4-DOOR RECESSED HANDLE)

Drawers can be pulled out with door open to 90°.
Drawers can be taken out with door completely opened.



*Add 5/8" (17) with front leveling feet fully extended.

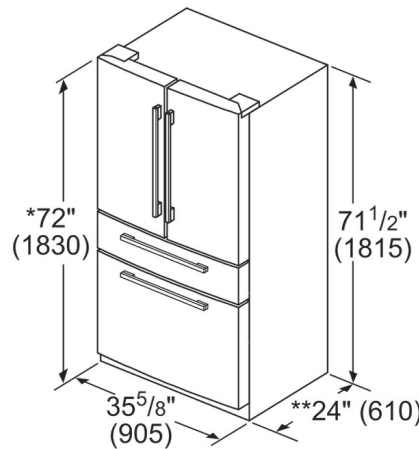


Leave 1/2" (12.7) gap at the top and 1" (25.4) behind the refrigerator for proper ventilation.
It is recommended that you do not install the refrigerator near a heat source such as an oven or a range.
Maximum receptacle and waterline height 23" (584).

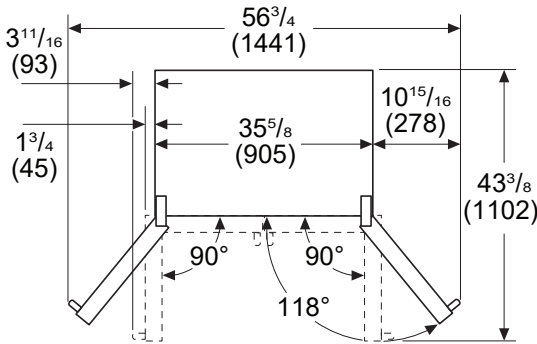
*measurements in inches (mm)

4-Door Bar Handle Internal Ice & Water

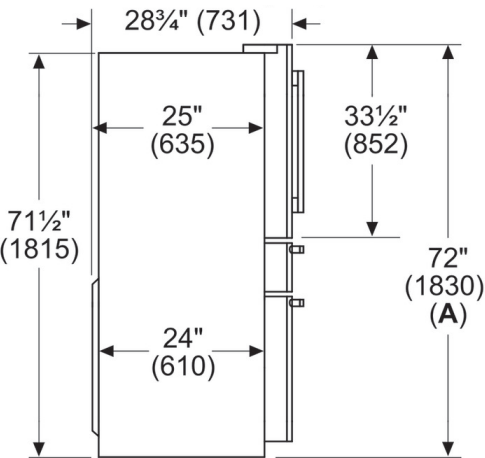
Line Drawings | Counter-depth



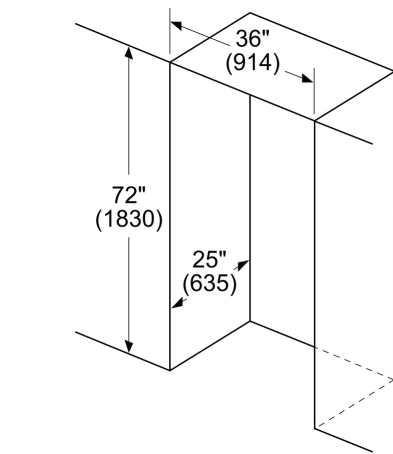
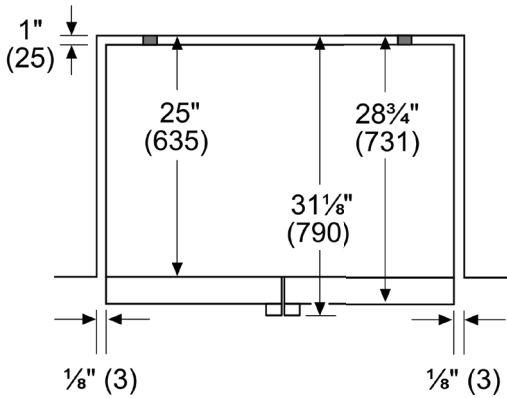
*Add 5/8" (17) with front leveling feet fully extended.
**Add 1" (25) for fixed spacers on back.



Drawers can be pulled out with door open to 90°.
Drawers can be taken out with door completely opened.



*Add 5/8" (17) with front leveling feet fully extended.



Leave 1/2" (12.7) gap at the top and 1" (25.4) behind the refrigerator for proper ventilation.
It is recommended that you do not install the refrigerator near a heat source such as an oven or a range.
Maximum receptacle and waterline height 23" (584).

*measurements in inches (mm)



	B36FD50SNS	B36FD50SNB	B36CD50SNS	B36CD50SNB	B36CT80SNS	B36CT80SNB
Series	500		500		800	
Available Finishes	Stainless Steel	Black Stainless Steel	Stainless Steel	Black Stainless Steel	Stainless Steel	Black Stainless Steel
Product Dimensions (H x W x D)	70" x 35 5⁄8" x 35 7⁄16"		70" x 35 5⁄8" x 31 1⁄8"		72" x 35 5⁄8" x 31 1⁄8"	
Cutout Dimensions (H x W x D)	70" x 35 5⁄8" x 33 1⁄8"		70" x 36" x 25"		72" x 36" x 25"	
Interior Capacity	26 cu. ft.		21.6 cu. ft.		20.8 cu. ft.	
Interior Fridge Capacity	18 cu. ft.		15.2 cu. ft.		14.8 cu. ft.	
Interior Freezer Capacity	8 cu. ft.		6.4 cu. ft.		6 cu. ft.	
VitaFresh® Technology					✓	
FreshProtect® Ethylene Filter					✓	
True Counter Depth			✓		✓	
Install Type	Standard-depth		True Built-in Look		True Built-in Look	
Easy-to-clean Exterior	✓		✓		✓	
Exterior Logo Badge	✓		✓		✓	
FlexBar®					✓	
FlexBar® Accessories					Shallow Shelf, Deep Shelf, Bottle Holder	
Evaporator	1		1		2	
Compressor	1		1		2	
LED Lighting	✓		✓		✓	
Freezer Lighting	✓		✓		✓	
Internal Water Dispenser					✓	
Freezer Ice Maker					✓	
External Ice and Water Dispenser	✓		✓			
UltraClarityPro® Water Filter	✓		✓		✓	
Cool Stainless Steel Back Wall	✓		✓		✓	
Full Width Chiller Drawer	✓		✓		✓	
Wide Gallon Door Bin Capacity	2-door Bins, Each Holds up to Two One-gallon Containers		2-door Bins, Each Holds up to Two One-gallon Containers		2-door Bins, Each Holds up to Two One-gallon Containers	
Total Door Bins	7		7		6	
Small Items Door Shelf	✓		✓			



	B36CT81ENS	B36CL80SNS	B36CL80ENS	B36CL81ENG	B36CL81ENW
Series	800	800	800	800	800
Available Finishes	Stainless Steel	Stainless Steel	Stainless Steel	Glass Over Stainless Steel	Glass over Arctic White
Product Dimensions (H x W x D)	72" x 35 5⁄8" x 28 3⁄4"	72" x 35 5⁄8" x 31 1⁄8"	72" x 35 5⁄8" x 28 3⁄4"	72" x 35 5⁄8" x 29"	72" x 35 5⁄8" x 29"
Cutout Dimensions (H x W x D)	72" x 36" x 25"	72" x 36" x 25"	72" x 36" x 25"	72" x 36" x 25"	72" x 36" x 25"
Interior Capacity	20.8 cu. ft.	20.8 cu. ft.	20.8 cu. ft.	20.5 cu. ft.	20.5 cu. ft.
Interior Fridge Capacity	14.8 cu. ft.	14.8 cu. ft.	14.8 cu. ft.	14.5 cu. ft.	14.5 cu. ft.
Interior Freezer Capacity	6 cu. ft.	6 cu. ft.	6 cu. ft.	6 cu. ft.	6 cu. ft.
VitaFresh® Technology	✓	✓	✓		
FreshProtect® Ethylene Filter	✓	✓	✓		
True Counter Depth	✓	✓	✓	✓	✓
Install Type	True Built-in Look	True Built-in Look	True Built-in Look	True Built-in Look	True Built-in Look
Easy-to-clean Exterior	✓	✓	✓	✓	✓
Exterior Logo Badge		✓		✓	✓
FlexBar®	✓	✓	✓	✓	✓
FlexBar® Accessories	Shallow Shelf, Deep Shelf, Bottle Holder	Shallow Shelf, Deep Shelf, Bottle Holder	Shallow Shelf, Deep Shelf, Bottle Holder	Shallow Shelf, Deep Shelf, Bottle Holder	Shallow Shelf, Deep Shelf, Bottle Holder
Evaporator	2	2	2	2	2
Compressor	2	2	2	2	2
LED Lighting	✓	✓	✓	✓	✓
Freezer Lighting	✓	✓	✓	✓	✓
Internal Water Dispenser	✓	✓	✓	✓	✓
Freezer Ice Maker	✓	✓	✓	✓	✓
External Ice and Water Dispenser					
UltraClarityPro® Water Filter	✓	✓	✓	✓	✓
Cool Stainless Steel Back Wall	✓	✓	✓	✓	✓
Full Width Chiller Drawer	✓	✓	✓	✓	✓
Wide Gallon Door Bin Capacity	2-door Bins, Each Holds up to Two One-gallon Containers	2-door Bins, Each Holds up to Two One-gallon Containers	2-door Bins, Each Holds up to Two One-gallon Containers	2-door Bins, Each Holds up to Two One-gallon Containers	2-door Bins, Each Holds up to Two One-gallon Containers
Total Door Bins	6	6	6	6	6
Small Items Door Shelf					



	B36FD50SNS	B36FD50SNB	B36CD50SNS	B36CD50SNB	B36CT80SNS	B36CT80SNB
Series	500		500		800	
Dairy Butter Bin					✓	
Glass Shelving	✓		✓		✓	
SuperCool / SuperFreeze®	✓		✓		✓	
Layered Freezer Drawer Organization	2 Drawers		2 Drawers		3 Drawers	
Freezer Storage Space for Ice	✓		✓		✓	
Ice Shape	Crescent		Crescent		Pyramid	
Soft Close Freezer Drawer	✓		✓		✓	
Soft Close Refrigerator Drawer						
Air Filter	AirFresh® Filter		AirFresh® Filter		AirFresh® Filter	
Consistent Temperature Regulation System	MultiAirFlow™		MultiAirFlow™		MultiAirFlow™	
Full Extension VitaFreshPro® Drawers					✓	
VitaFresh Plus™ Drawers	✓		✓			
Touch Control Display	✓		✓		✓	
Home Connect® App Option	✓		✓		✓	
Remote Diagnostics	Available Once Paired to Home Connect® App		Available Once Paired to Home Connect® App		Available Once Paired to Home Connect® App	
Expanded Custom Temperature Controls	Available Once Paired to Home Connect® App		Available Once Paired to Home Connect® App		Available Once Paired to Home Connect® App	
Door Open Notifications	Available Once Paired to Home Connect® App		Available Once Paired to Home Connect® App		Available Once Paired to Home Connect® App	
Water Filter Replacement Reminder	Available Once Paired to Home Connect® App		Available Once Paired to Home Connect® App		Available Once Paired to Home Connect® App	
Sabbath Mode	✓		✓		✓	
Audible Door Alarm Option	✓		✓		✓	
Average Noise Level	41 dBA		41dBA		40 dBA	
UL Rating	✓		✓		✓	
ENERGYSTAR®	✓		✓		✓	
Energy Consumption	702 kWh/yr		570 kWh/yr		570 kWh/yr	



	B36CT81ENS	B36CL80SNS	B36CL80ENS	B36CL81ENG	B36CL81ENW
Series	800	800	800	800	800
Dairy Butter Bin	✓	✓	✓	✓	✓
Glass Shelving	✓	✓	✓	✓	✓
SuperCool / SuperFreeze®	✓	✓	✓	✓	✓
Layered Freezer Drawer Organization	3 Drawers	3 Drawers	3 Drawers	3 Drawers	3 Drawers
Freezer Storage Space for Ice	✓	✓	✓	✓	✓
Ice Shape	Pyramid	Pyramid	Pyramid	Pyramid	Pyramid
Soft Close Freezer Drawer	✓	✓	✓	✓	✓
Soft Close Refrigerator Drawer		✓	✓	✓	✓
Air Filter	AirFresh® Filter	AirFresh® Filter	AirFresh® Filter	AirFresh® Filter	AirFresh® Filter
Consistent Temperature Regulation System	MultiAirFlow™	MultiAirFlow™	MultiAirFlow™	MultiAirFlow™	MultiAirFlow™
Full Extension VitaFreshPro® Drawers	✓	✓	✓		
VitaFresh Plus™ Drawers					
Touch Control Display	✓	✓	✓	✓	✓
Home Connect® App Option	✓	✓	✓	✓	✓
Remote Diagnostics	Available Once Paired to Home Connect® App	Available Once Paired to Home Connect® App	Available Once Paired to Home Connect® App	Available Once Paired to Home Connect® App	Available Once Paired to Home Connect® App
Expanded Custom Temperature Controls	Available Once Paired to Home Connect® App	Available Once Paired to Home Connect® App	Available Once Paired to Home Connect® App	Available Once Paired to Home Connect® App	Available Once Paired to Home Connect® App
Door Open Notifications	Available Once Paired to Home Connect® App	Available Once Paired to Home Connect® App	Available Once Paired to Home Connect® App	Available Once Paired to Home Connect® App	Available Once Paired to Home Connect® App
Water Filter Replacement Reminder	Available Once Paired to Home Connect® App	Available Once Paired to Home Connect® App	Available Once Paired to Home Connect® App	Available Once Paired to Home Connect® App	Available Once Paired to Home Connect® App
Sabbath Mode	✓	✓	✓	✓	✓
Audible Door Alarm Option	✓	✓	✓	✓	✓
Average Noise Level	40 dBA	40 dBA	40 dBA	40 dBA	40 dBA
UL Rating	✓	✓	✓	✓	✓
ENERGYSTAR®	✓	✓	✓	✓	✓
Energy Consumption	570 kWh/yr	568 kWh/yr	568 kWh/yr	568 kWh/yr	568 kWh/yr

Service you can trust.

Please don't hesitate to contact us if you have questions on our product line, need advice about use and care, or would like to purchase accessories. We are ready to assist you.

Website

- > How-to Videos
- > Frequently Asked Questions
- > Filters, Accessories, and Parts
- > Owner Manuals
- > Product Registration
- > Find a Dealer
- > Find a Bosch Authorized Servicer

Bosch Home Appliances US:
www.bosch-home.com/us

*USA and CAN only. Text and data rates may apply.

Phone

- > Call Center 1-800-944-2904

Warranty

- > One-year Limited Warranty on all Bosch Appliances
- > Lifetime Stainless Steel Rust-through Warranty for Refrigerators

Please review the Limited Product Warranty for all warranty terms and conditions, available at www.bosch-home.com/us or by calling 1-800-944-2904.

Text “**Fresh**”
to **21432**
to learn more.*



B36CT80SNS



B36FD50SNS

Bosch Home Appliances

1901 Main St., Ste. 600

Irvine, CA 92614

www.bosch-home.com/us

www.bosch-home.ca

Call Center Support:

1-800-944-2904

23-BOS-1642 11/23

©2023 BSH Home Appliances Corporation

All rights reserved.