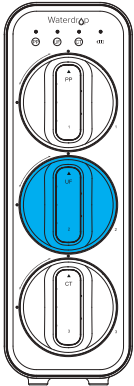


Installation Instructions



Ultra Filtration Filter (UF)

Replacement for the following water filtration system:
Waterdrop® Under-Sink Integrated 3-Stage Filtration System.

Filter Use: Up to 24 months, the number may vary depending on the feed water quality.

Note: This filter should not be used with water that is microbiologically unsafe or of unknown quality without adequate disinfection before or after the system.

Getting Started:

With the leak-free design, filters could be replaced directly without cutting off power and water. No additional tool is required.

1. Twist off the filter counterclockwise. (Figure 1).
2. Remove the shrink wrap and protective cap from the new filter.
3. Insert the filter into the second hole, adjust the triangle mark to make it align with the empty circle on the front panel (Figure 2).
4. Push the filter into the hole with a certain pressure and rotate it a 1/4 turn clockwise, until the triangle mark is aligned with the solid circle on the front panel. You may hear a click when the filter is fitted properly (Figure 3).
5. Press and hold the UF filter life indicator for 5 seconds until the system beeps and the filter life indicator turns blue (Figure 4).
6. Turn on the faucet to flush for 10 minutes until UF filter life indicator changes from flashing blue to long-time on.

Note: Normally, the filter life indicators are off and stay at the energy-saving mode. Please touch any filter reset button slight to start up all the indicators when you want to check.

Storage and Maintenance:

- Please replace the filter regularly according to the filter life indicator reminder.
- Stored filters do not expire. Keep your unused filters in a cool, dark, and dry place.
- The water source should meet the requirements of municipal tap water.
- It is recommended not to expose the unit to direct sunlight.

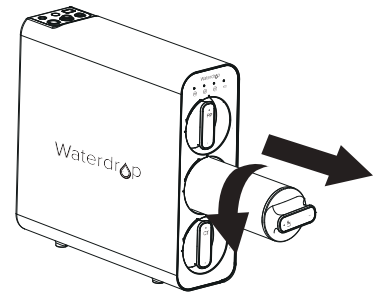


Figure 1

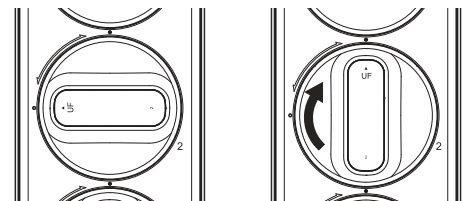


Figure 2

Figure 3

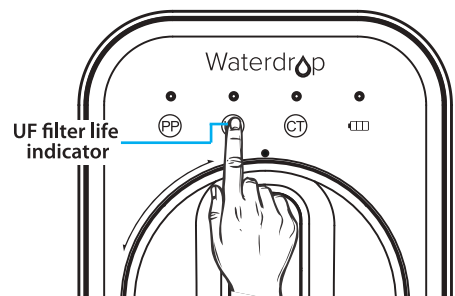


Figure 4

Warning:

- To reduce the risk of property damage due to water leakage, this filter **MUST** be installed in accordance with the manufacturer's specifications and instructions.
- Failure to follow instructions and operating specifications will void your warranty. Further, manufacturer assumes no responsibility or liability for damages arising out of misuse of the product.

Frequently Asked Questions

Q: Why does filtered water taste weird?

- A: 1) The filter is about to expire. Check the indicator reminder to confirm and replace it.
2) The system hasn't been used for a long time. Turn on the faucet, allow it to flush for a while before drinking.


Q: What will happen if I do not change my filter when the filter life indicator light turns red?

A: Over-used filters will degrade the filtration performance, causing contaminants to leak back into the water and adversely affect your health. It's recommended to replace the filter if the filter life indicator light turns red.

Q: Why is the filter life indicator still red after changing filter?

A: Forget or fail to reset the filter life indicator. Please reset it again: press and hold the filter life indicator for 5 seconds until the system beeps and the blue light stays on.

Customer Service:

 service@waterdropfilter.com

 1-888-352-3558 Mon-Fri 8:00 AM-5:00 PM (PST)

 www.waterdropfilter.com (live chat available)

Made in China V001