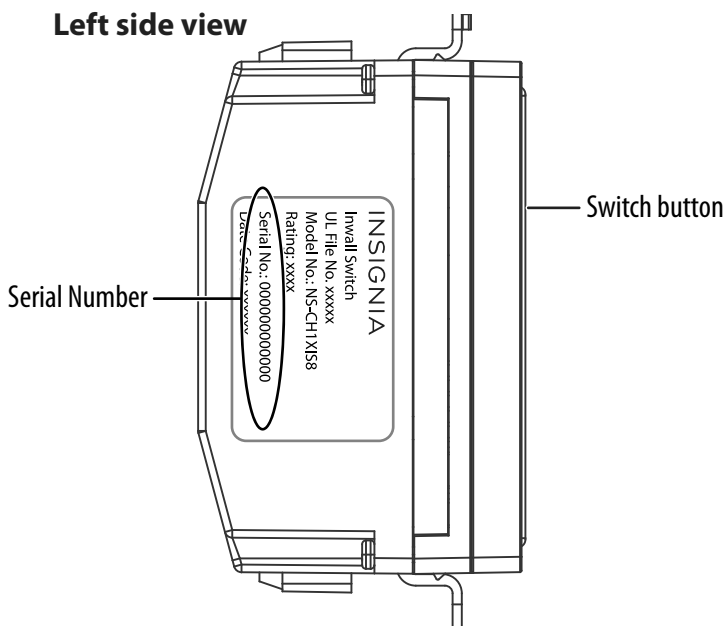


Finding Your Serial Number

NS-CH1XIS8 / NS-CH1XIS8-C

ON THE PRODUCT

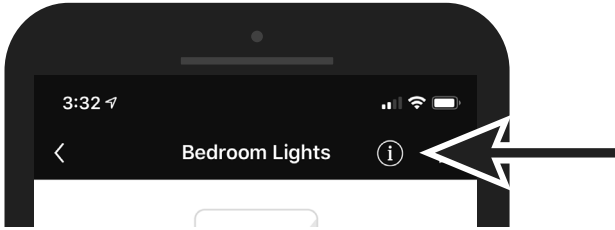
- 1 WARNING: DISCONNECT POWER.** Turn off power at the circuit breaker. Failure to do so can result in severe injury or death.
- Remove the wall plate, and unscrew the switch from the wall. The serial number is listed on the left side.



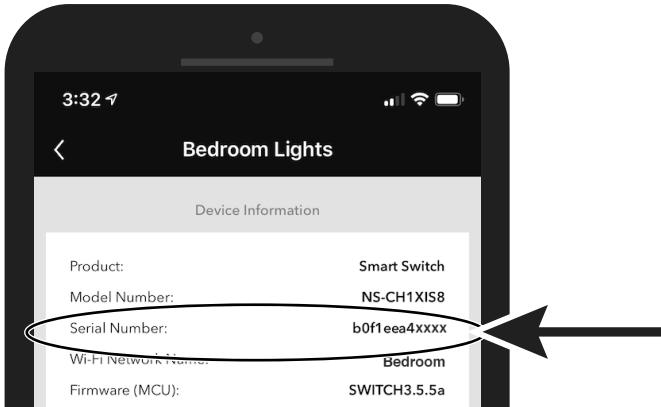
- Screw the switch back into the wall, and reattach the wall plate.
- Turn your circuit breaker on. The switch's LED flashes for a few seconds then stops flashing when it reconnects to Wi-Fi.

IN THE INSIGNIA CONNECT APP

- 1 Select your device from the Insignia Connect app's home screen.
- 2 Tap the **(i)** (device information) button.



- 3 Your serial number is displayed.



CONTACT INSIGNIA

1-877-467-4289 (U.S. and Canada) or 01-800-926-3000 (Mexico)

www.insigniaproducts.com

INSIGNIA is a trademark of Best Buy and its affiliated companies

Distributed by Best Buy Purchasing, LLC

7601 Penn Ave South, Richfield, MN 55423 U.S.A.

©2019 Best Buy. All rights reserved.