

### CE304C/B

#### FEATURES

Accommodates different pan sizes easily with four separate burner elements, one with a bridging zone, and three flexible zones on the largest element.

Controls performance with high-frequency pulsation technology

Revel in a true simmer setting for soups, sauces, and more

Set it super-low for fine chocolate and other delicate foods

Install flush against counter for a clean contemporary design

Offers both True Simmer and Melt settings

Cleanup is a snap with the black ceramic glass surface



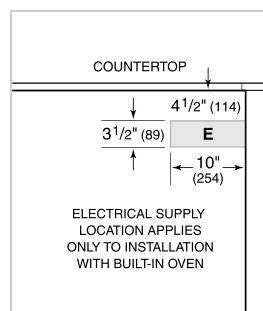
#### COOKTOP SPECIFICATIONS

- Unframed edge for flush installation
- Black glass ceramic surface
- Triple-zone and bridge-zone elements
- True simmer and melt settings
- 1 - 1,050/1,950/2,700 W element
- 2 - 1,200 W elements
- 1 - 2,400 W element with oval

## PRODUCT SPECIFICATIONS

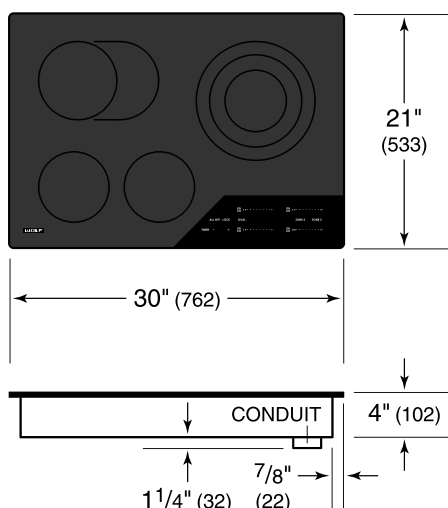
Model	CE304C/B
Dimensions	30"W x 4"H x 21"D
Weight	4 lbs
Electrical Supply	3-wire, 240 VAC, 60 Hz
Electrical Service	40 amp dedicated circuit
Conduit Length	4 Feet

## ELECTRICAL

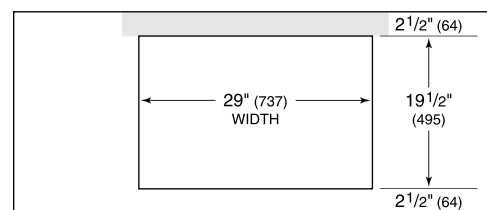


**NOTE:** Dimensions in parenthesis are in millimeters unless otherwise specified

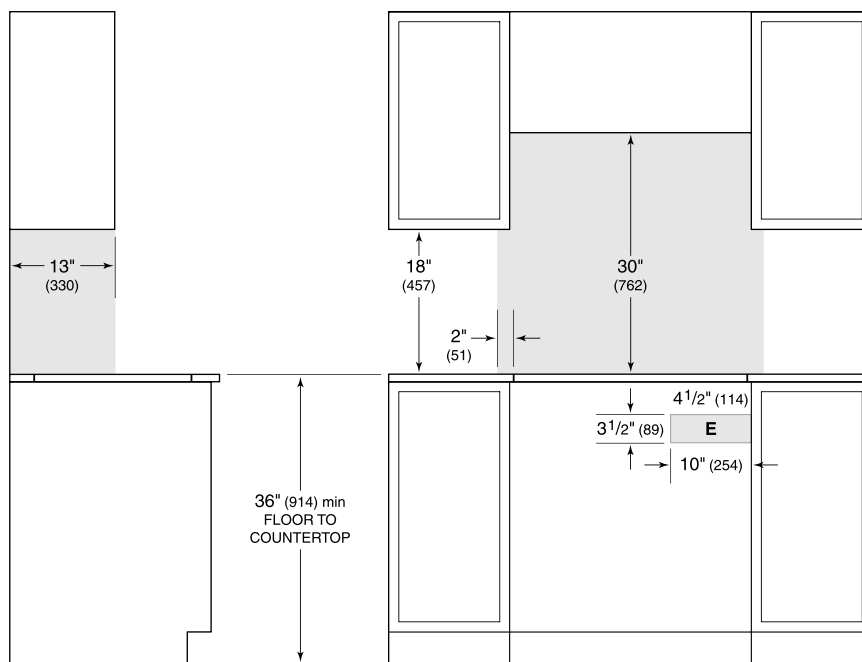
## DIMENSIONS



## STANDARD INSTALLATION



COUNTERTOP CUT-OUT



SIDE VIEW

FRONT VIEW

**NOTE:** Shaded area above countertop indicates minimum clearance to combustible surfaces, combustible materials cannot be located within this area.  
Electrical supply location only applies to installations with built-in oven.