


GIANTEX



USER'S MANUAL

Accent Chair HW67020

THIS INSTRUCTION BOOKLET CONTAINS **IMPORTANT** SAFETY INFORMATION. PLEASE READ AND KEEP FOR FUTURE REFERENCE.

Please give us a chance to make it right and do better!

Contact our friendly customer service department for help first.

Replacements for missing or damaged parts will be shipped ASAP!

Follow Costway



Contact Us!









Do NOT return this item.

Contact our friendly customer service department for help first.

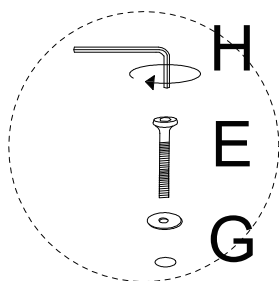
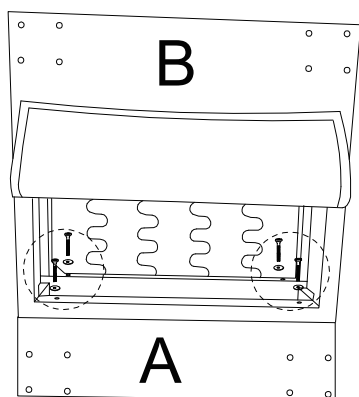


Before You Start

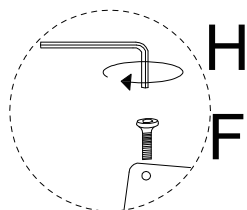
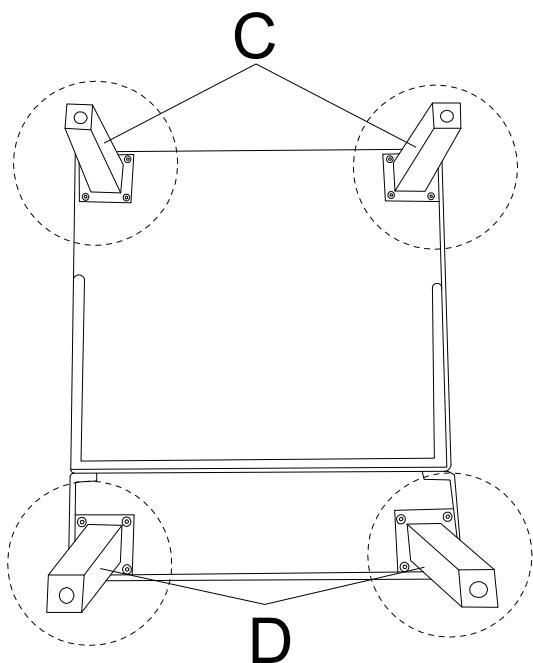
- ⚠ Please read all instructions carefully.
- ⚠ Retain instructions for future reference.
- ⚠ Separate and count all parts and hardware.
- ⚠ Read through each step carefully and follow the proper order.
- ⚠ We recommend that, where possible, all items are assembled near to the area in which they will be placed in use, to avoid moving the product unnecessarily once assembled.
- ⚠ Always place the product on a flat, steady and stable surface.
- ⚠ Keep all small parts and packaging materials for this product away from babies and children as they potentially pose a serious choking hazard.

No.	SKETCH	QTY
A		1PC
B		1PC
C	 (f)	2PC
D	 (b)	2PC
E		4PC
F		16PC
G		4PC
H		1PC


STEP1



STEP2



STEP3



Welcome to visit our website and purchase our quality products!

With your inspiring rating, COSTWAY will be more consistent to offer you
EASY SHOPPING EXPERIENCE, GOOD PRODUCTS and EFFICIENT SERVICE!

US office: Fontana, California

UK office: Ipswich



- * Reward Points
- * Exclusive Customer Service
- * Personalized Recommendations
- * Permanent Shopping Cart
- * Order History

5 Star Rating



We would like to extend our heartfelt thanks to
all of our customers for taking time to assemble
this product and giving us valuable feedbacks.

THANK
you
😊

