

DLEX5800\_ / DLGX5801\_



7.4 cu. ft. Ultra Large Capacity Smart Front Load Dryer with AI Sensor Dry & TurboSteam®

- 7.4 cu. ft. Ultra Large Capacity
- Built-In Intelligence: AI Sensor Dry™ / Smart Pairing™
- SteamFresh™ Cycle with TurboSteam™ Technology
- Pet Care Cycle
- FlowSense® Duct Clogging & Lint Filter Indicators

AVAILABLE COLORS

- GRAPHITE STEEL
- ALPINE WHITE



Enjoy new ways to control your home with LG smart appliances

- Use the ThinQ® app to start the laundry while you're out
- Get alerts when the cycle is finished
- With Smart Pairing™, the washer can tell the dryer to select a compatible drying cycle



SUMMARY

Type	Front Load Dryer
Vent Type	Vented
Dryer Type	Elec: DLEX5800V /DLEX5800A Gas: DLGX5501A/ DLGX5501A
Capacity	7.4 cu. ft.
Matching Washer	WM5800HVA, WM5800HAA
Sensor Dry	Yes
Steam	Yes
Available Color	Graphite Steel (V) Alpine White (A)

DRYER PROGRAMS

No. of Programs	26
	Normal, AI Dry, Bedding, Delicates, Quick Dry, Timed Dry, Perm. Press, SteamFresh™, Heavy Duty, Towels, Air Dry, Pet Care, SteamSanitary™, Power Dry Low Temp Dry, Super Dry Activewear, Jeans, Blanket Refresh, Easy Ironing, Small Load, Large Load, XL Load, Wrinkle Prevention, Overnight Dry, Rack Dry
No. of Options	13
	Energy Saver, Remote Start, Wrinkle Care, Steam, Low Static, Damp Signal Drum Light, Wi-Fi, Signal, "More Cycles" Edit, Smart Diagnosis, Factory Reset, Open Source Licenses
Temperature Setting	High, Med High, Medium, Med Low, Low
Drying Levels	Very Dry, More Dry, Normal Dry, Less Dry, Damp Dry
Dry Mode	No
Manual Dry Times	10min - 100min (5 min Incremental)

APPERANCE

Control & Display	Electronic Control Panel with LED Display
Dial-A-Cycle®	Yes
Touch Buttons	Yes
FABRIC CARE FEATURES	
AI Sensor Dry	Yes
Sensor Dry	Yes
Precise Temperature Control with Variable Heater	Yes
Steam	TurboSteam®

CONVENIENCE FEATURES

3 Minute Installation Check	Yes
End of Cycle Signal	Yes
Drum Light (Door Open)	Yes
Reversible Door	Yes
FlowSense® Duct Clogging Indicator	Yes
Wrinkle Care Option	Yes
Control Lock	Yes
Venting Option	Elect: 4 Way Venting Gas: 3 Way Venting
4 Adjustable Legs	Yes
Remaining Time Display / Status Indicator(s)	Yes

SMART FEATURES (ThinQ® TECHNOLOGY)

Smart Diagnosis (v3.0)	Yes
WiFi	Yes
NFC Tag On Technology	No
ThinQ Care	Yes
Remote Start/Cycle Monitor	Yes
Energy Monitoring	Yes

ENERGY

ENERGY STAR® Certified	Yes
CEF	3.94

MATERIALS

Aluminized Alloy Steel Drum	Yes
NeveRust® Stainless Steel Drum	No
Cabinet	Painted Steel
Door	Tempered Glass Door
All Available Colors	Graphite Steel (V) Alpine White (A)

POWER SOURCE

Ratings	CSA Listed
Electrical Requirements	Elec: 120/240V, 60Hz, 26A (120/208V, 60Hz, 23A) Gas: 120V, 60Hz, 11.5A
Type	Electric, Gas
Plug	Elec: Not Included Gas: Included
Plug Type	Elec: 4-Wire or 3-Wire (Home Built after 1996 require 4-wire) Gas: 3 Prong

OPTIONS

Side Venting Kit	383EEL9001B
Drying Rack	3750EL1001A
Pedestal	WDP6V, WDP6A
Pedestal (WxHxD)	27" x 13 5/8" x 28" (43 7/8" D with door open)

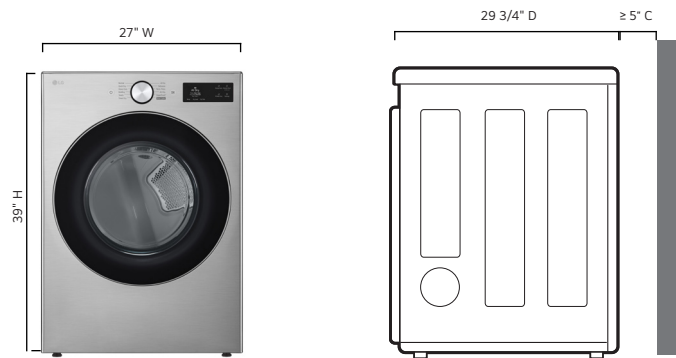
LIMITED WARRANTY

Parts & Labor	1 Year
Drum	3 Years
Inverter Compressor & Motor	10 Years

UPC CODES

DLEX5800V	048231349802
DLEX5800A	195174126370
DLGX5801V	048231349819
DLGX5801A	195174129708

DIMENSION / CLEARANCES



DIMENSIONS

Product (WxHxD)	27" x 39" x 29 3/4"
Depth with Door Open	51 3/8" D
Carton Dimensions (WxHxD)	29" x 43 1/4" x 31 1/8"
Product Weight (lbs.)	Electric: 120.5/ Gas: 125.1
Carton Weight (lbs.)	Electric: 127.1 / Gas: 133.1

DIMENSION / CLEARANCES

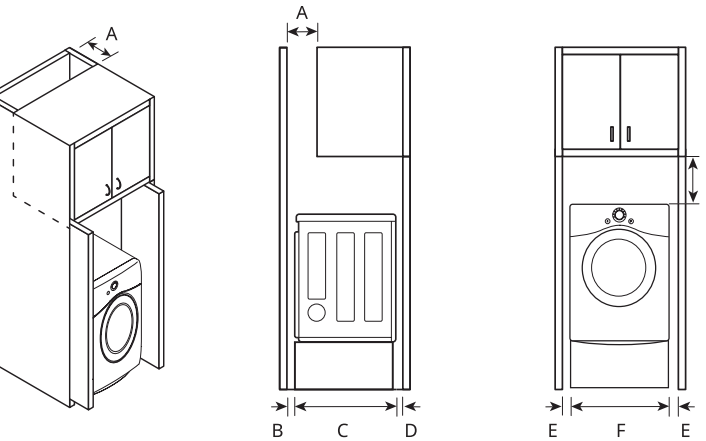
CLOSET VENTILATION REQUIREMENTS

Closets with doors must have both an upper and lower vent to prevent heat and moisture buildup in the closet. One upper vent opening with a minimum opening of 48 sq. in. (310 cm<sup>2</sup>) must be installed no lower than 6 feet above the floor. One lower vent opening with a minimum opening of 24 sq. in. (155 cm<sup>2</sup>) must be installed no more than one foot above the floor. Install vent grilles in the door or cut down the door at the top and bottom to form openings. Louvered doors with equivalent ventilation openings are also acceptable.

DIMENSION / CLEARANCES

INSTALLATION SPACING FOR CABINET AND CLEARANCES WITH OPTIONAL PEDESTAL BASE

For cabinet installation with a door, minimum ventilation openings in the top of the cabinet are required.



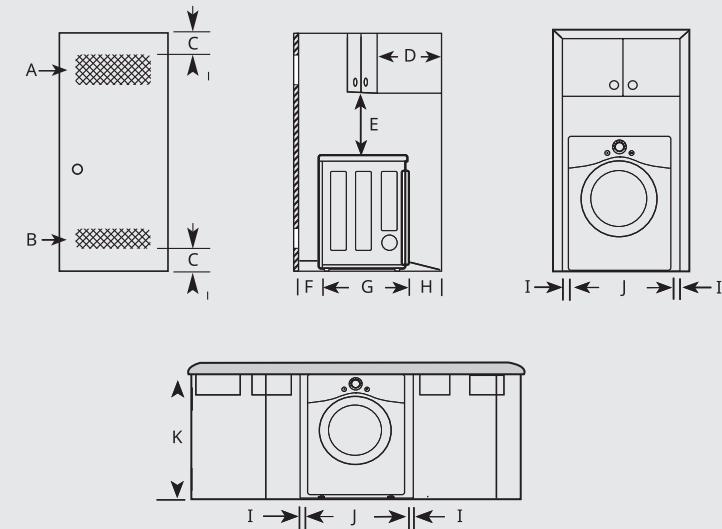
DIMENSIONS

A	Depth of Ventilation Opening	≥ 7" (178mm)
B	Back Clearance	≥ 5" (127mm)
C	Depth	29 3/4" (756mm)
D	Front Clearance	≥ 1" (25 mm)
E	Side Clearance	≥ 1" (25 mm)
F	Width	27" (686 mm)
G	Clearance to Top of Cabinet	≥ 9" (229 mm)

DIMENSION / CLEARANCES

Installation Spacing for Recessed Area or Closet Installation  
These clearance are recommended for this dryer.

- Additional clearance should be considered for ease of installation and servicing.
- Additional clearance should be considered on all sides of the dryer to reduce noise transfer.



DIMENSIONS

A	Upper Ventilation Opening	≥ 48 sq. in. (310 cm <sup>2</sup> )
B	Lower Ventilation Opening	≥ 24 sq. in. (155 cm <sup>2</sup> )
C	Distance to Ventilation Opening	≥ 3" (76 mm)
D	Overhead Cabinet Depth	≤ 14" (356 mm)
E	Distance to the Overhead Cabinet / Shelf	≥ 18" (457 mm)
F	Front Clearance	1" (25 mm)
G	Depth	29 3/4" (756 mm)
H	Back Clearance	≥ 5" (127 mm)
I	Side Clearance	≥ 1" (25 mm)
J	Width	27" (686 mm)
K	Height of Cabinet Opening	39" (989 mm)

LEVELING THE APPLIANCE  
CHECKING THE LEVEL

Position the appliance in the final location and place a level across the top of the appliance.

- 1 Level
- 2 Level Feet

