K1 Max

Speedy. Smart. Super.

600mm/s Printing Speed | Versatile AI LiDAR | Observant AI Camera | 300*300*300mm Large Build Volume

Super Power of Speed

CoreXY Structure | 600mm/s Max Speed | 20000mm/s² Acceleration | 32mm³/s Flow



12X Faster, Defy Limitations

K1 Max reaches 600mm/s* in only 0.03s based on 20000mm/s² acceleration.
It can be as productive as several 3D printers together.

K1 Max: 600mm/s

Regular 3D Printer: 50mm/s

* The 600mm/s speed is achieved at Creality Lab in the Surface Mode with 0.1mm layer height.
** The typical speed is 300mm/s. The Fover speed is 600mm/s.

Gorilla H: 32cm
Size: 150*150*320mm
35h30min
At 300mm/s

@kyleglass7812

Benchy
Size: 60*30*48mm
13min
At 300mm/s

@Makerbuy.com

All-in-One
1h30min
At 300mm/s

* Data from Creality Lab.
** It also prints faster and better with Creality Super PLA Filament.



Nimble Setup for Speed

K1 Max combines the nimble Core XY
with a 190g lightweight printhead
for less motion inertia
Agile and swift.

Max. 32mm³/s Flow

New ceramic heater, encircling the entire hotend.
It heats to 200℃ in 40s and melts the filament instantly.
Dual-gear direct extruder, delivering strong extrusion force.
Hotend with a titanium alloy heatbreak and a hardened steel nozzle,
working well in up to 300℃.

Get Cool Models On the Fly

Model Cooling by Dual Fans

A large fan on the printhead with air ducts cools the model directly.
An 18W auxiliary fan in the build chamber enhances the cooling effect, too.

The model hardens before any stringing and warping could happen.
It allows support-free bridges and overhangs.



With Dual Cooling

Without Dual Cooling

Creality Print 4.3 with Speed Genes

The latest self-developed slicer Creality Print 4.3 includes rich presets,
and streamlines the slicing process into 3 simple stages.
Even better, it bolsters high-speed printing with variable line width, arc path, and so on.

Max Capacity, Efficient Use of Space

K1 Max boasts a 300x300x300mm large build volume, great for rapid prototyping or design verification.
It also offers a high build volume to printer size ratio of 25.3%.
K1 Max is the most size-efficient FDM 3D printer in its class.



AI-assisted Carefree Printing

AI LiDAR | AI Camera | Creality OS | Multi-printer Control

AI LiDAR Takes Care of the First Layer

Still worry about the first layer? Just leave it all to the AI LiDAR of K1 Max.
The 1 µm resolution LiDAR will scan the first layer on its own. It will pause printing and tell you immediately if something goes wrong.



AI Camera Keeps a Keen Watch

K1 Max uses an AI camera to scan for foreign objects, failed filament, debris, etc.
It will alert you when an error occurs.
It also supports real-time monitoring and creates time-lapses for sharing.

Foreign Object Detection

Failure Detection

Real-time Monitoring

Time-lapse Filming



Smart System, Unbridled Performance

K1 Max adopts the smart Creality OS. It features a straightforward UI, and quick data and commands with PC, phone, Cloud, and add-on modules.
The snappy dual-core 1.5GHz CPU powers high-speed printing with ease.
The 8G ROM stores up to 400 model files and enables quick writing and reading.

Intelligent Aid to Your Print Farm

Once K1 Max is connected via WiFi or RJ45 Ethernet port to the LAN or Internet, you can monitor and control the printing from a PC or phone with Creality Print software or Creality Cloud.
Even better, when many K1 Max printers are online, they can be easily clustered or grouped for volume production.

Rigid Frame, Stable Quality

The frame of K1 Max is built with rigid die-cast aluminum alloy parts.
It enables steady printing at high speed. And the print quality is excellent the whole time.

Delicate Texture without Z-banding

The upgraded Z axis with more accurate positioning reduces Z-banding effectively.
The texture has never been so subtle.

Smooth Surface with Input Shaping

A G-sensor in the printhead measures the resonance frequencies of high-speed printing and shapes the input to mitigate it. No more ghosting or ringing on the print.

Input Shaping ON | Input Shaping OFF

Better Feeding with Motion Advance

The motion advance function delivers the optimal feeding flow.
It reduces blobs and eases effectiveness.



Motion Advance ON | Motion Advance OFF

Hands-free Auto Leveling

K1 Max uses strain sensors in the heatbed to generate an accurate leveling mesh for auto compensation.
The leveling process is hands-free and does not require any attention.



Print Right out of the Box

K1 Max is assembled and calibrated before shipment and built-in with a boot-up quick guide.
You can start printing the moment your K1 Max arrives.

Minimal Operations, If Any

Self-test with One Tap

Give a tap, and K1 Max will self-test the extruder, heatbed, camera, fan, leveling, G-sensor, etc.
Any abnormality will prompt on the display. So, users can proceed confidently without a hitch.

Flexible Build Plate

Sticky and heat-resistant, it works well with a wide range of filaments.
The finely frosted surface makes the model bottom fine and smooth.
Bendable for quick print removal.

Quick-heating Heatbed

The aluminum alloy heatbed spreads heat uniformly and quickly.
It reaches 60°C in only 90s and keeps the same heating speed under 220V and 110V.



Styling of the Future



Effective Air Purifier

The built-in air filters will purify unhealthy compounds generated during printing,
making printing much more pleasant.





Specifications

Printing Technology: FDM	**File Transfer:** USB drive, Ethernet, WiFi
Build Volume: 300*300*300mm	**Display Screen:** 4.3" color touch screen
Product Dimensions: 401*402*536mm	**AI Camera:** Yes
Package Dimensions: 501*500*510mm	**AI LDAB:** Yes
Net Weight: 18kg	**Power Loss Recovery:** Yes
Gross Weight: 23kg	**Filament Runout Sensor:** Yes
Printing Speed: ≤600mm/s	**Air Purifier:** Yes
Acceleration: ≤20000mm/s²	**Input Shaping:** Yes
Printing Accuracy: 100±0.1mm	**Lighting Kit:** Yes
Layer Height: 0.1-0.35mm	**Sleep Mode:** Yes
Extruder: Dual-gear direct drive extruder	**Rated Voltage:** 100-240V ~, 50/60Hz
Filament Diameter: 1.75mm	**Rated Power:** 1000W
Nozzle Diameter: 0.4mm (supports 0.2-0.6mm nozzle)	**Supported Filaments:** ABS, PLA, PETG, PET, TPU, PA, ASA, PC, PLA-CF, PA-CF, PET-CF
Nozzle Temperature: ≤300°C	**Printable File Format:** G-Code
Heatbed Temperature: ≤100°C	**Slicing Software:** Creality Print, compatible with Cura, Simplify3D, PrusaSlicer
Build Surface: Flexible build plate	**File Formats for Slicing:** STL, OBJ, 3MF
Leveling Mode: Hands-free auto leveling	**UI Languages:** Chinese, English, Spanish, German, French, Russian, Portuguese, Italian, Turkish, Japanese