

HR 1954-3 LP DF

48 inch range

Dual Fuel model with M Touch controls



- Network-enabled WiFi appliance – Miele@home
- Plenty of space for cooking – eight powerful burners
- Speed oven for a maximum variety of uses
- Perfect baking and roasting results – Moisture plus
- Precise cooking temperature – Wireless Precision Probe

EAN: 4002516486503 / Material number: 11791680 /  
Old Material Number: 25195482USA

General information	
Heating type	
Dual fuel	•
Gas type	Liquid propane
Design	
Range including speed oven and gourmet drawer	•
Appliance width in inches	48
Convenience features	
Precise speed oven temperature regulation in °F (°C)	85-475 (30-250)
Microwave power levels	1 - 7
Wireless Precision Probe	•
Roast probe- speed oven	•
Keep-warm function	•
Crisp function	•
Operating modes	
Speed Oven MasterChef automatic programs	•
Surround	•
Maxi Broil	•
Moisture Plus	•
Convection Bake	•
Convection Roast	•
Combi Auto Roast	•
Microwave	•
Combi Bake	•
Micro Broil	•
Combi Broil	•
Intensive Bake	•
Auto roast	•
Convection Roast	•
Broil	•
Browning	•
Bake	•
Slow roast	•
Defrost	•
Special modes	•
Design	
Appliance color	Clean Touch Steel
Oven display	M Touch
Speed Oven display	M Touch / M Touch
Convenience features and modes	
Warm cups	•
Warm plates	•
Keep food at serving temperature	•
Low-temperature cooking	•
Precise electronic temperature control from 104°F to 185°F	•
Cooktop features	
Number of gas burners	8
Number of TrueSimmer burners x power in BTU	2 x 10.00

HR 1954-3 LP DF

48 inch range

Dual Fuel model with M Touch controls



EAN: 4002516486503 / Material number: 11791680 /

Old Material Number: 25195482USA

Number of power burners x power in BTU	2 x 13.00
Number of high burners x power in BTU	4 x 19.50
True Simmer function	•
GasStop	•
<b>User convenience</b>	
Networking with Miele@home	•
Precision knobs	•
Illuminated knob	•
ComfortSwivel handle	•
Motorized lift-up control panel	•
Time synchronization	•
Sabbath program	•
Automatic switch-off	•
MultiLingua	•
Acoustic signal when desired temperature is reached	•
MyMiele	•
Warming drawer capacity	6 place settings
Microwave popcorn function	•
Recommended microwave output for each mode	•
Timed bursts of steam	•
Fully telescopic for easy loading and unloading of the gourmet drawer	•
Gourmet drawer with push-to-open mechanism	•
Time of day display	•
Date display	•
Minute minder	•
Programmable cooking time	•
Actual temperature display	•
Default temperature	•
Minute Plus button	•
Favorites	•
Individual settings	•
<b>Appliance door</b>	
CleanGlass door	•
Door contact switch	•
SoftClose oven door/ SoftOpen	•
<b>Oven compartment</b>	
Oven cavity volume in cu. ft. (l)	3.21 (91) ft³ (l)
Speed oven cavity volume in cu.ft. (l)	1.52 (43)
Number of oven shelf levels	5
Number of Speed Oven shelf levels	3
No. of halogen lamps	triple in oven/single in speed oven
<b>Efficiency and sustainability</b>	
Automatic residual heat utilization	•
Energy-saving lighting circuit	•
Rapid PreHeat	•
<b>Cleaning convenience</b>	
Stainless-steel front with partial Clean Touch Steel finish	•

HR 1954-3 LP DF

48 inch range

Dual Fuel model with M Touch controls



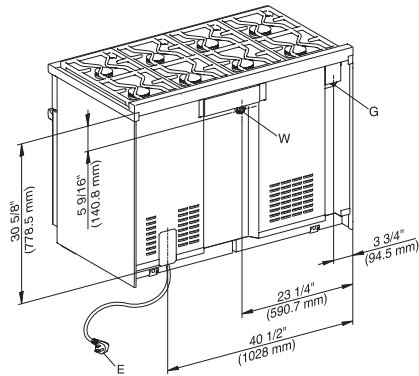
EAN: 4002516486503 / Material number: 11791680 /

Old Material Number: 25195482USA

Stainless-steel Speed Oven interior with PerfectClean and linen-weave finish

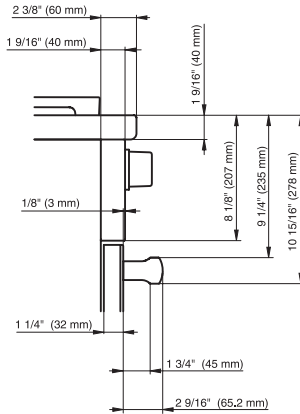
Oven with self-cleaning program	•
Catalyzer	•
Catalyzer	heated
ComfortClean dishwasher-safe grates	•
Cooktop surface	Black enamel
<b>Safety</b>	
Appliance cooling system and cool touch front	•
Safety cut-out	•
Anti-slip liner in the gourmet drawer	•
System lock	•
Door contact switch	•
Door lock during self cleaning	•
<b>Technical data</b>	
Appliance height min in in.(mm)	37 1/8 (942)
Dimensions (depth) in in. (mm) with bullnose	27 3/4 (702)
Appliance height max in in.(mm)	38 5/8 (980)
Frequency in Hz	60
Fresh water connection for Moisture Plus	•
Plumbed water connection for Moisture Plus	3.0
Appliance width in in. (mm)	48 1/8 (1220)
Power Rating in V	120
Voltage in V	240/208
Fuse rating in A	50
Number of phases	1
<b>Standard accessories</b>	
Anti-splash insert	1
Baking and roasting rack with PerfectClean	1
Self Clean ready baking and roasting rack	3
FlexiClip runners Self Clean ready	2
Side racks self clean ready	1
PerfectClean perforated baking tray	1
Glass tray	2

## HR 1954-3 LP DF 48 inch range Dual Fuel model with M Touch controls



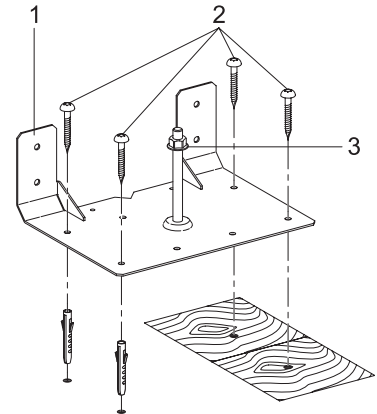
HR1954G, HR1954-2, HR1954-3 (installation drawing)

E = Electric Connection, W = Water connection, G = Gas connection



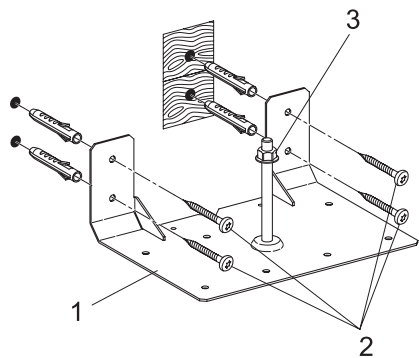
HR19x4, HR193x, HR195x (installation drawing)

(x) = Toe-kick height adjustment 5" – 6 1/2" (127 mm – 165.1 mm)



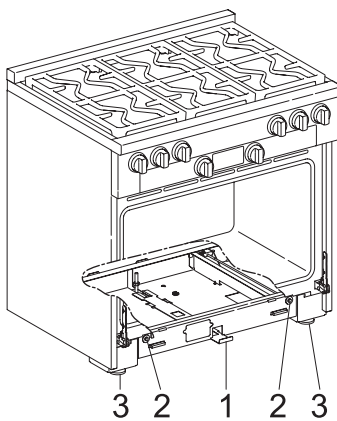
HR11xx, HR19xx, HR17xx – Installation drawing

1 Anti-tip device, 2 Screws, 3 Locking nut



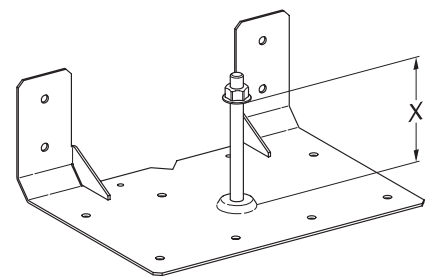
HR11xx, HR19xx – Installation drawing

1 Anti-tip device, 2 Screws, 3 Locking nut



HR11xx, HR19xx, HR17xx – Installation drawing

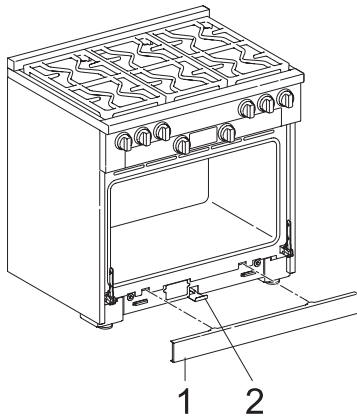
1 Anti-tip device, 2 Screws, 3 Locking nut



HR11xx, HR19xx, HR17xx – Installation drawing

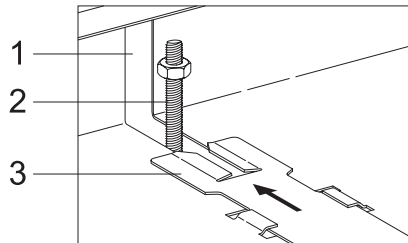
X 3 13/16" (97 mm): HR1124, HR1134, HR1135, HR1136, HR1724, HR1924, HR1934, HR1935, HR1936, HR1954, HR1955, HR1956, X 3 1/4" (82 mm): HR1134-2, HR1134-3, HR1135-2, HR1135-3, HR1136-2, HR1136-3, HR1924-2, HR1924-3, HR1934-2, HR1934-3, HR1935-2, HR1935-3, HR1936-2, HR1936-3, HR1954-2, HR1954-3, HR1955-2, HR1955-3, HR1956-2, HR1956-3

HR 1954-3 LP DF  
48 inch range  
Dual Fuel model with M Touch controls



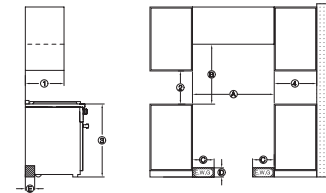
HR11xx, HR19xx, HR17xx – Installation drawing

1 Toe kick cover , 2 Locking clamp



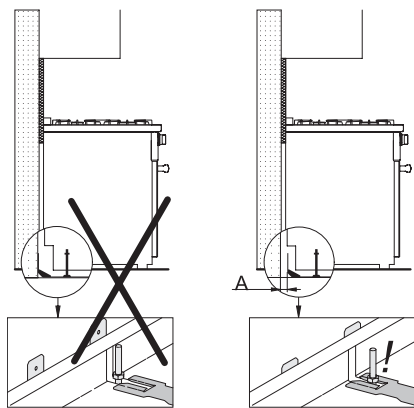
HR11xx, HR19xx, HR17xx – Installation drawing

1 Opening in the range housing , 2 Bolt of the anti-tip device , 3 Locking clamp with slot



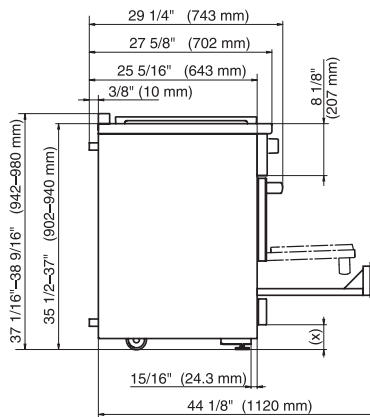
HR19xx – Installation drawing

② Maximum depth of top cabinet , ② Minimum distance to bottom edge of top cabinet , ② Distance from the floor to cooktop surface , ② Minimum distance to combustible surfaces , , E = Electric connection , W = Water connection , G = Gas connection , , (A) Width of cabinet opening , (B) Minimum distance between the top of the cooking area and the bottom of an unprotected combustible surface. Minimum distance to a protected combustible surface or when a Miele Ventilation Hood is installed. For all other Hoods please consult the manufacturer's specifications for required distances. , (C) Maximum connection width right and left , (D) Maximum connection height , (E) Maximum connection depth



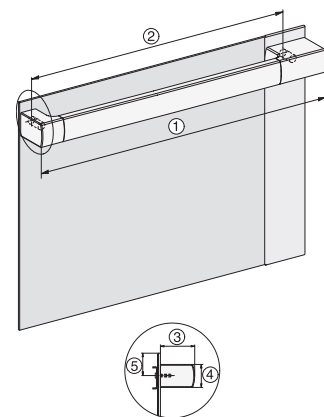
HR11xx, HR19xx, HR17xx – Installation drawing

A = Distance between the rear of the range to the supporting wall



HR1954-3, HR1955-3, HR1956-3, Side view, (\*Fußnote) installation drawing

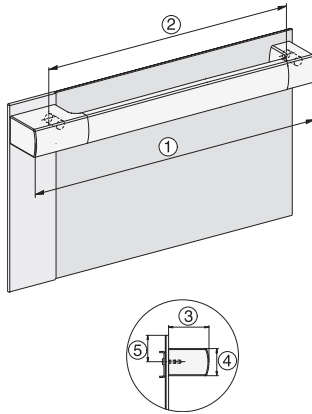
(x) = Depending on the appliance height adjustment: 4" – 5 1/2" (101.6 mm – 139.7 mm)



HR1954-3, HR1955-3, HR1956-3 installation drawings

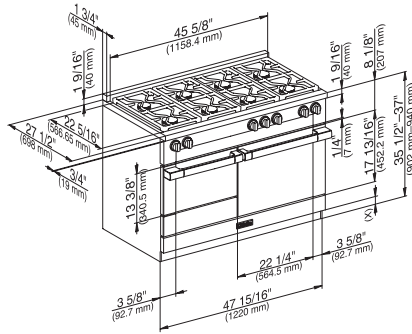
48", ② 22 1/16" / 560,55 mm, ② 18" / 456,55 mm, ② 2 1/2" / 64 mm, ② 1 11/16" / 43 mm, ② 1 1/2" / 38,5 mm

HR 1954-3 LP DF  
48 inch range  
Dual Fuel model with M Touch controls



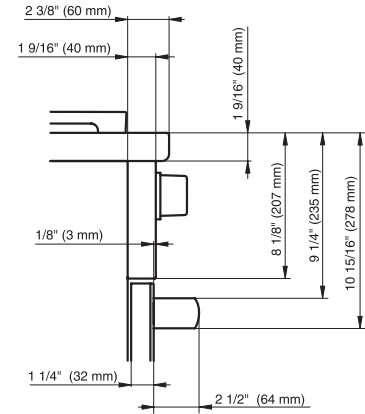
HR1954-3, HR1955-3, HR1956-3, installation drawings

48", 18 1/16" / 458,25 mm, 13 15/16" / 354,25 mm, 2 1/2" / 64 mm, 1 11/16" / 43 mm, 1 1/2" / 38,5 mm



HR1954-3 (installation drawing)

(x) = Toe-kick height adjustment 4" – 5 1/2" (101.6 mm – 139.7 mm)



HR1924-3, HR1934-3, HR1935-3, HR1936-3, HR1954-3, HR1955-3, HR1956-3 (installation drawing)