

INSIGNIA™

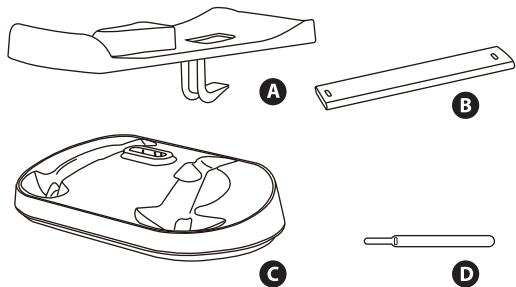
QUICK SETUP GUIDE

Stand for PlayStation VR2

NS-VR2STD4

PACKAGE CONTENTS

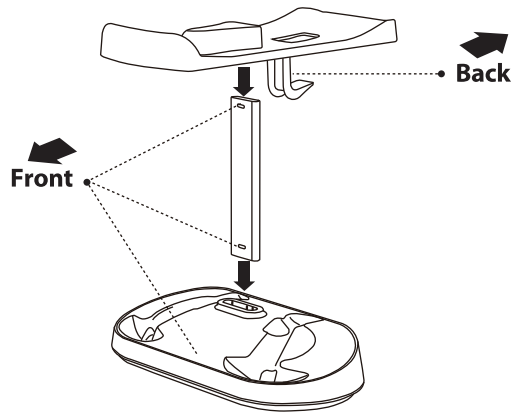
- A. Headset tray x1
- B. Post x1
- C. Base x1
- D. Velcro cable tie x1



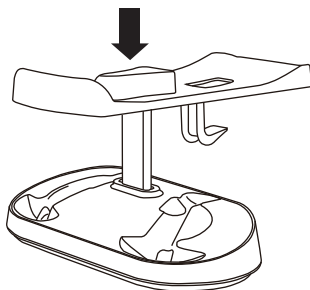
Before using your new product, please read these instructions to prevent any damage.

Preparing and Using Your Stand

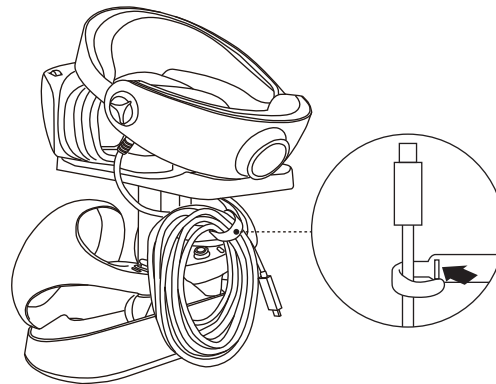
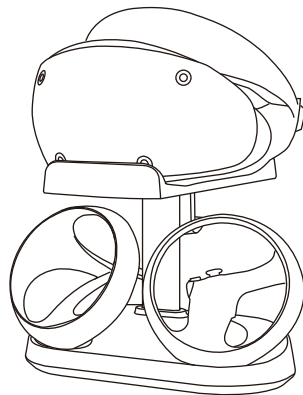
1. Please follow the below illustrations to attach the display stand.



2. Press the top of the stand to make sure the stand is securely attached.



3. Place the VR2 Headset and sense controllers on the corresponding position on the display stand.



ONE-YEAR LIMITED WARRANTY

Visit www.insigniaproducts.com for details.

CONTACT INSIGNIA:

For customer service, call 1-877-467-4289 (U.S. and Canada)
www.insigniaproducts.com

INSIGNIA is a trademark of Best Buy and its affiliated companies.
Distributed by Best Buy Purchasing, LLC, 7601 Penn Ave South, Richfield, MN 55423 U.S.A.,
©2023 Best Buy. All rights reserved.
Made in China

ENGLISH V1-23-0724