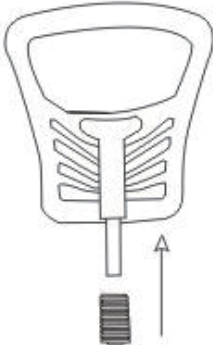
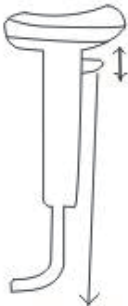

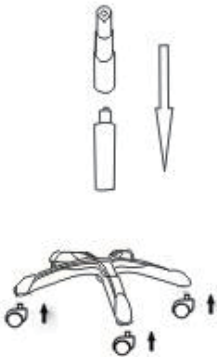
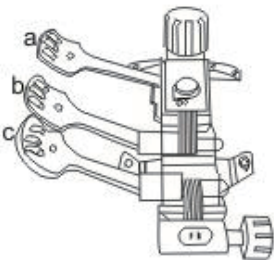
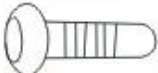






USER'S MANUAL

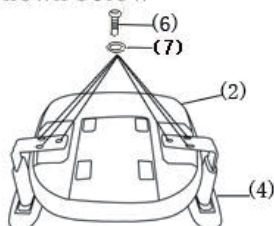
**Office Chair
CB10140**

Package Contents

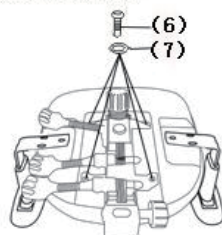
<p>(1) X1</p> 	<p>(4) X2</p>  <p>Pull up or press down to adjust the armrest height.</p>
<p>(2) X1</p> 	<p>(5) X1</p> 
<p>(3) X1</p>  <p>a: Height Controller b: Tilt c: Backrest Controller</p>	<p>(6) X10</p>  <p>6X25mm</p> <p>(7) X10</p>  <p>6X18mm</p> <p>(8) X1</p> 

Assembly Instructions

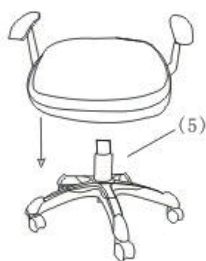
- ① Assemble the arm as shown below



- ② Assemble the mechanism as shown below



③



- ④ Assemble the backrest as shown below



After you insert the back into the mechanism and adjust to desired height, turn the button counter-clockwise until it is screwed in tightly.

⑤



