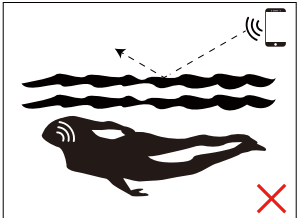


7.0 Waterproof

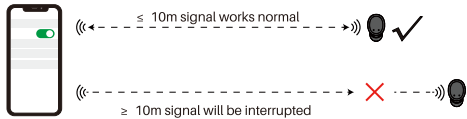
Waterproof for daily use (sweating,rain,washing face,showering,haveing a bath,etc, but not for swimming under water*)

*Please note that the phone's Bluetooth signal can not be transmitted underwater.



Underwater

8.0 Notes for Signal Transmission Distance (as illustrate)

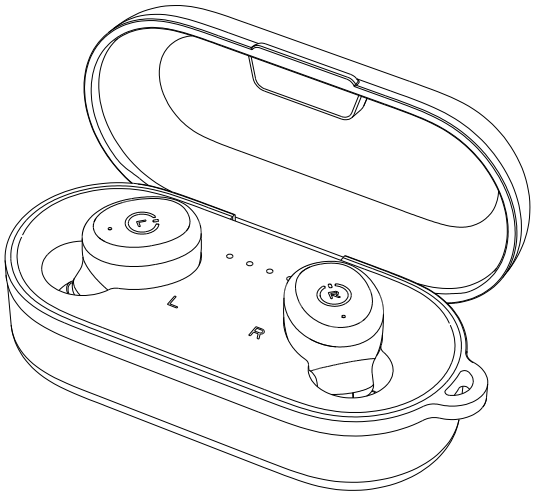


9.0 Earbuds Warning!

- 1.Please do not place the product in an environment where the temperature is too low (above 45°C or below 0 °C).
- 2.Do not dismantle or repair the earbuds under any circumstances, if necessary, please send the product to the seller for repair.
- 3.After the earbuds and the charger are soaked in the water, please dry them with a soft cloth or dry by airing. (If soaking in sea water, rinse with fresh water and then dry it). Use it after 2 hours.
- 4.The earbuds and the BT devices will be disconnected if the distance between them is more than 10 meters.
- 5.Keep the device and accessories away from children and pets.
- 6.Since the BT signal cannot be transmitted underwater, swimming, diving will caused the signal intermittent or disconnected.
- 7.Do not put the earbuds into the washing machine.

10.0 Battery Warning!


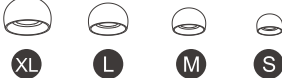
- 1.The battery in the product may cause fire disaster or risk of chemical burning if mishandled.
- 2.You can only use specified charger for this product to charge your battery.
- 3.The discard of battery should obey local law, if possible please recycle it. Do not dispose it as household garbage, because it may cause a explosion.
- 4.Users are not allowed to take out or replace battery in the product unless there is a stipulation on user manual. It is very hazardous to do this, may cause a damage to product.



T10 TRUE WIRELESS STEREO
User Manual

1.0 Customization

To improve wearing experience, please select a best fit ear caps for you.



2.0 How to pair earbuds with your phone

For the first time, please take out the earbuds and then put it in the charging compartment for 2-3 seconds. The left and right earbuds will automatically power on and interconnect. (Wait for 6-7 seconds) One earbud's indicator will turn red and blue alternately. And then, turn on the phone to search the BT device named "TOZO-T10" and click to connect.

Reset

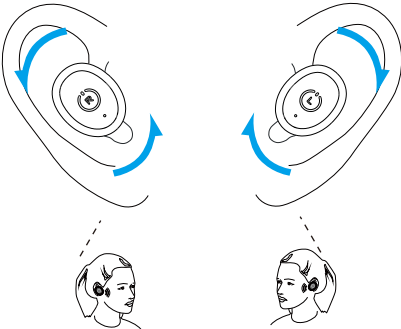
If only one earbud connect the phone/the two earbuds can not pair together, please try the below new reset steps:

- 1.Pick up two earbuds from charging case, then holding both earbuds button for 5 seconds till red lights on to turn off earbuds.
- 2.Then holding the both button again for 8 seconds till blue light blinking quickly, it means reset is complete.

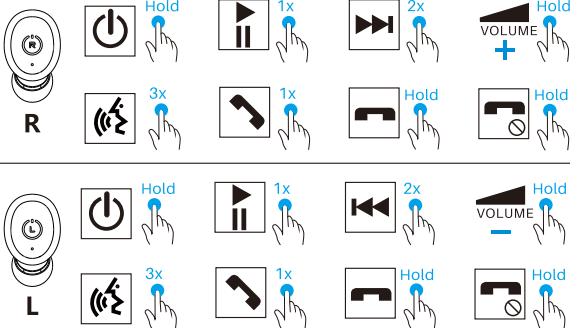


If the phone claims "Connection Unsuccessful", Please delete all [TOZO-T10] records on your phone, then click to research and select [TOZO-T10].

1. Put earbuds into your ear. (Make sure indicator-light side is on the bottom)
 2. Rotating back earbuds to auricle side to fit snugly.
- For best performance, please try all size of ear caps to find the best one for your ears.



3.0 Button Control



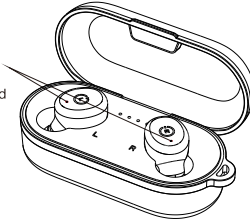
4.0 Specification

Function	Operation	LED indicators
Power OFF	When on, press and hold the earbud button for 3 seconds	Red flash 3 times
Power ON	When off, press and hold the earbud button for 5 seconds	Blue flash 3 times

Support type: A2D/HFP/HSP/AVRCP
Charging box input: 5V/0.5A
Transmit power: Class2
Frequency Range: 2.402~2.480GHz
Transmission distance: 10M
Earbuds battery: 55mAh/3.7V*2
Charging battery pack: 600mAh/3.7V
Music play time: about 6 hours
Phone call time: about 5 hours

5.0 Charging Earbuds

Red-Solid means Earbuds Is in Charging
Red-Off means Fully Charged



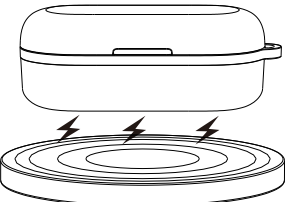
LED Indicators	Status
Red-Solid	Earbuds Is in Charging
Red-Off	Fully Charged

Provide 4 times full charges

Fast Charging
20 minutes charging can provide 1 hour music play
Battery pack can provide 4 x full charges for two wireless earbuds.

6.0 BOX Wireless Charging

Designed for the modern life, never be strangled by headphone cables.



Enjoy the convenience of wireless charging and free charging devices provided by airports, hotels, and cafe shops around the world.
(Wireless Charging Pad Not Included)