In the Box

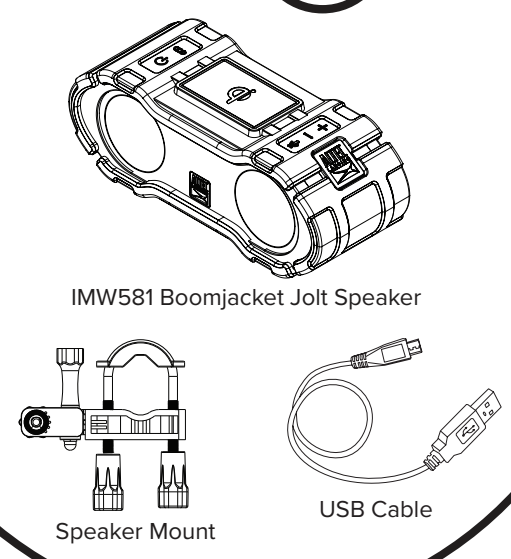

A Closer Look

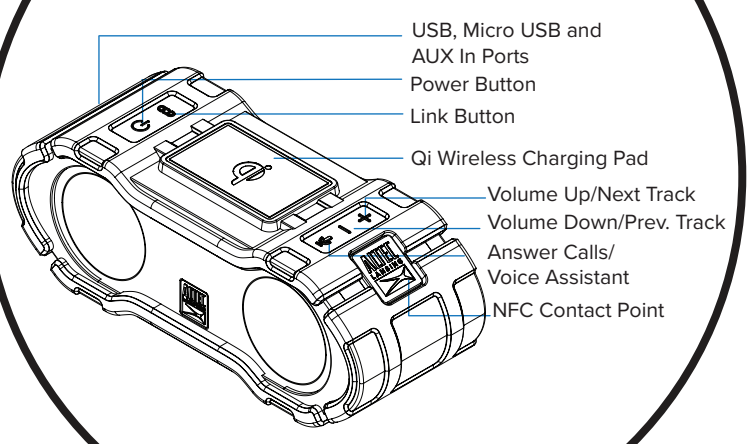

Charging

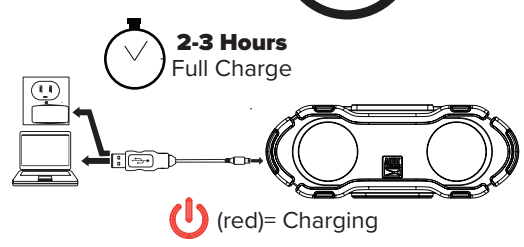

(red)= Charging

(off)= Charged

Place a Qi Wireless Charging Compatible Device on the Wireless Charging Pad to Begin Charging.

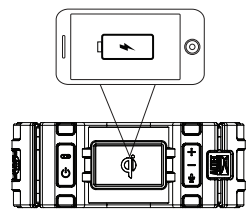

Powering On/ Bluetooth Pairing

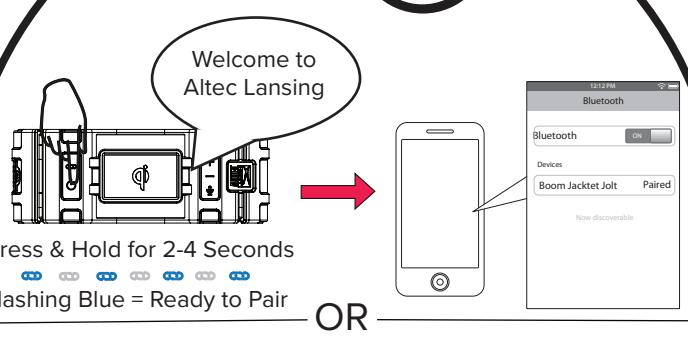

Press & Hold for 2-4 Seconds

Flashing Blue = Ready to Pair

OR

For NFC-Enabled Phones

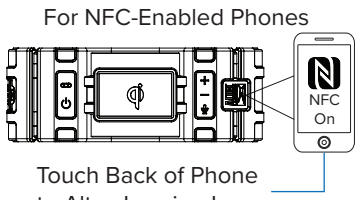

Touch Back of Phone to Altec Lansing Logo

House Party Mode

After Connecting Bluetooth PRESS & HOLD 2-3 SECONDS

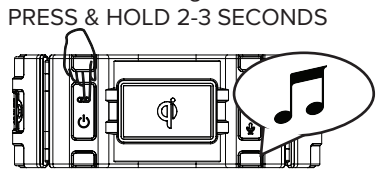

= Master Speaker, Ready to Pair

Any Additional Speakers

TAP ONCE



Green Light Will Continue to Flash When Connected

Just Ask

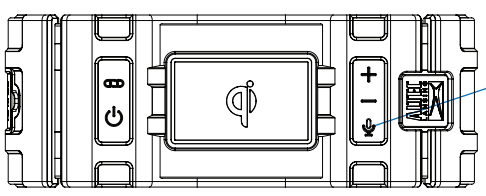

PRESS

To Activate JUST ASK and Speak to Siri or Google Assistant

Controlling Music

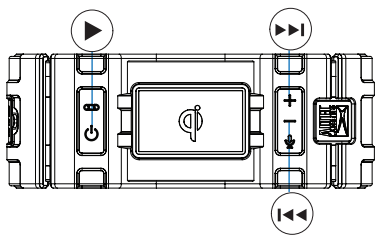

PRESS

Play/Pause

Volume Up

Volume Down

PRESS & HOLD

Next Track

Previous Track

Answering Calls

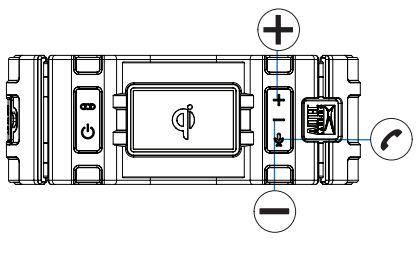

PRESS

Volume Up

Volume Down

Answer Call/ End Call

PRESS & HOLD

Ignore Call

For additional user materials and warranty information, please visit alteclansing.com

est. FIRST

FOLLOW US ON #myalteclansing