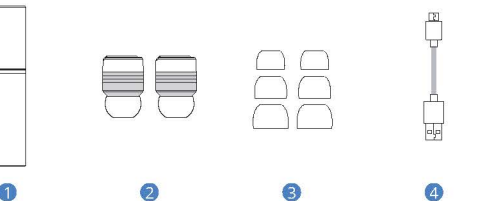
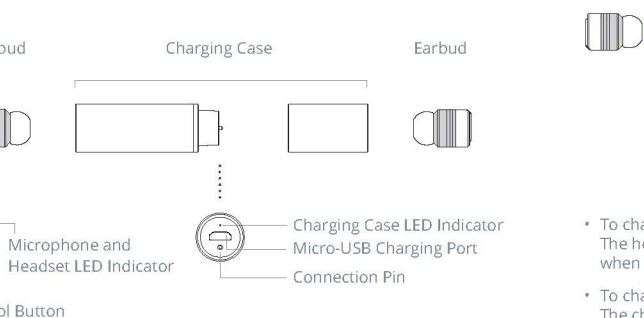


PACKAGE

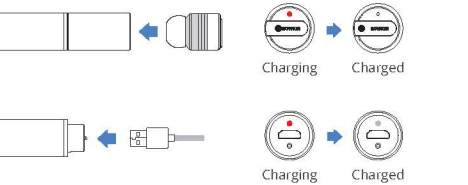


1. One Portable Charging Case
2. Two Bluetooth Earbuds
3. Three Sets of Ear Tips: Small, Medium, and Large
4. One USB Charging Cable

FUNCTIONS



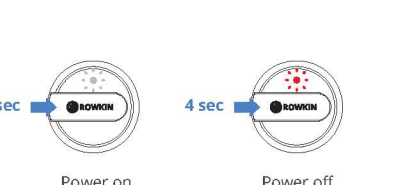
CHARGING



- To charge the earbuds, put the earbuds into the charging case. The headset LED will be solid red when charging, and will turn off when the earbud is fully charged.

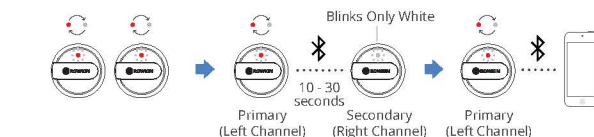
- To charge the charging case, plug in the USB cable into the charging case. The charging case LED will be red when charging, and will turn white when the charging case is fully charged.

POWER



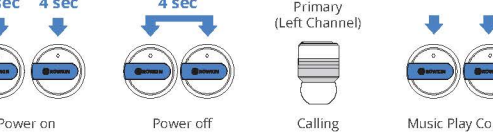
- Power on:** Press the control button for 4 seconds, and the headset LED indicator flashes white to indicate the device is on.
- Power off:** Press the control button for 4 seconds, and the headset LED indicator flashes red to indicate the device is off.

STEREO PAIRING (TWO EARBUDS)



1. From power off, press and hold both earbud control buttons for 6 seconds until both headset LED indicators blink white and red. Place earbuds close together.
2. Headsets will pair to each other automatically in 10-30 seconds. The LED indicator of both headsets will stop until one headset blinks white and the other blinks white and red alternately. The white and red blinking headset is the primary headset and the right channel.
3. Select "Rowkin Bit S" on your device to connect. You should only see one Rowkin device on the device list, not two.

STEREO MODE CONTROLS



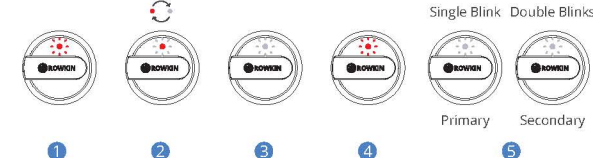
- Power On:** After both headsets are paired, hold both headset control buttons for 4 seconds. They will automatically reconnect to each other and the last device they connected to.
- Power Off:** Press the control button of any headset for 4 seconds, and both will turn off.
- Calling:** Sound and voice receiving for calls will come through the primary headset only. During calls, only the control button of the primary headset is functional. The secondary headset has no sound during calling mode. Refer to CONTROLS for details on controlling the primary headset.
- Music:** Each headset's control button can play and pause music.

CONTROLS

- Answer call:** Press the control button once to answer the incoming call.
- End call:** Press the control button once to end a call.
- Reject call:** Press the control button for 2 seconds to reject the incoming call.
- Play music:** Press the control button once to play music.
- Pause music:** Press the control button once to pause music.
- Activate voice command:** Double press the control button.

Note: Please ensure your mobile device supports voice command function for this feature.

HEADSET LED INDICATOR



1. No device connected: Flashes in red
2. Pairing mode: Blinking in red and white
3. Paired: Flashes in white
4. Low battery: Flashes in red with voice prompt
5. Primary and Secondary Distinctions: The primary earbud, which controls functions during calls, is distinguished by a single blink every few seconds, while the secondary headset double-blinks every few seconds.

WARRANTY

Limited Six (6) Months Warranty with proof of purchase. Exempt from warranty are limited-life consumable components subject to normal wear and tear, e.g. ear tips, batteries and other accessories.

For warranty and support, please visit www.rowkin.com or email us at support@rowkin.com

The Bluetooth word mark and logos are owned by Bluetooth SIG, Inc. All other trademarks and trade names are those of their respective owners.

© 2016 ROWKIN. ALL RIGHTS RESERVED.

SINGLE EARBUD PAIRING



1. Press the control button for 6 seconds, and the headset LED indicator will be blinking white and red alternatively.
2. Select **"Rowkin Bit S"** on your mobile device to connect.
3. Once paired, the headset LED indicator will be flashing white.

SINGLE EARBUD PAIRING WITH TWO DEVICES (MULTIPOINT CONNECTIVITY)



1. Pair and connect the earbud with the first device.
2. Turn off the Bluetooth function of the first device.
3. Pair the earbud with the second device.
4. Turn on the Bluetooth function of the first device, reconnect it to the earbud and the earbud will be pairing with both devices.

Multipoint connectivity is functional through only one earbud, not stereo mode with two earbuds.

SAFETY INFORMATION

Use Responsibly

Do not use headset when it is unsafe to do so: while operating a vehicle, crossing the street, or during any activity or in an environment where your full attention to your surroundings is required.

It's dangerous to drive while wearing the headset and in many places illegal because it decreases your chances of hearing life-saving sounds outside of your vehicle, such as another car's horn and emergency vehicle sirens. Please avoid wearing our headset while driving.

Listen Responsibly

To avoid hearing damage, make sure that the volume on your music player is turned down before connecting your headset. After placing the headset in/on your ear, gradually turn up the volume until you reach a comfortable listening level. Noise levels are measured in decibels (dB); exposure to any noise at or above 85 dB can cause gradual hearing loss. Monitor your use; hearing loss is function of loudness versus time. The louder it is, the less time you can be exposed to it. The softer it is, the more time you can listen to it.

To prevent possible hearing damage, do not listen at high volume levels for long periods.

TROUBLESHOOTING

PROBLEM	PROBABLE CAUSE	SOLUTION
Sound breaks up	Headset is too far away from the source device; Interference between the headset and the source device; The human body may interfere and weaken signal in some conditions.	Keep source device close and in direct view of the headset.
The other party on the call can't hear my voice	Environment is too noisy; Headset is covered during the call, for example, by hair or hands.	Remove anything covering the headset; Speak louder and call in a quiet environment.
Only one earbud has sound when calling	By design only the primary headset is functional when calling.	Refer to Stereo Mode Controls for more detail.

For the best Bluetooth connection, keep source device in direct view of the headset. The human body may interfere and weaken signal in some conditions.

SPECIFICATIONS

Dimension:

Earbud: 0.55"(D) x 0.82"(L) (14x21mm)

Portable charging case:

0.75"(D) x 3.19"(L) (19x81mm)

Weight:

Earbud: 0.18oz (5.2g) each

Portable charging case: 1.43oz (40.6g)

Battery type:

Rechargeable lithium-ion polymer battery

Battery input:

Earbud: 5V / 35mA

Portable charging case: 5V / 120mA

Battery output (Portable charging case):

5V / 300mA

Battery capacity:

Earbud: 55mAh

Portable charging case: 250mAh

Charging time:

Earbud: ≤90 minutes

Portable charging case: ≤150 minutes

Standby time (power on): about 27 hours

Standby time (power off): about 120 days

Music time: up to 2 hours

Talk time: up to 3 hours

Frequency response: 100Hz-20kHz

Bluetooth version: 4.1

Bluetooth profiles:

HFP, HSP, AVRCP, A2DP, and SPP

Audio enhancements:

Noise reduction and echo cancellation

STATEMENTS

FCC and IC Compliance Statement

This device complies with Part 15 of the FCC rules and Industry Canada license-exempt RSS standards. Operation is subject to the following two conditions: (1) This device may not cause harmful interference; and (2) this device must accept any interference received, including interference that may cause undesired operation.

EU Compliance Statement

Rowkin hereby declares that this wireless device is in compliance with the essential requirements and other relevant provisions of the R&TTE Directive.

Caution Statement

Any changes or modifications not expressly approved by the party responsible for compliance could void the user's authority to operate this equipment.

WARNING: Do not expose this product to liquid or excessive heat.

Disposal Information

The symbol indicates that this product and/or battery should not be disposed of with household waste. When you decide to dispose of this product and/or its battery, do so in accordance with local environmental laws and guidelines.



Wireless Stereo Earbuds with Portable Charging Case

The World's Smallest Bluetooth Stereo Earbuds

www.rowkin.com