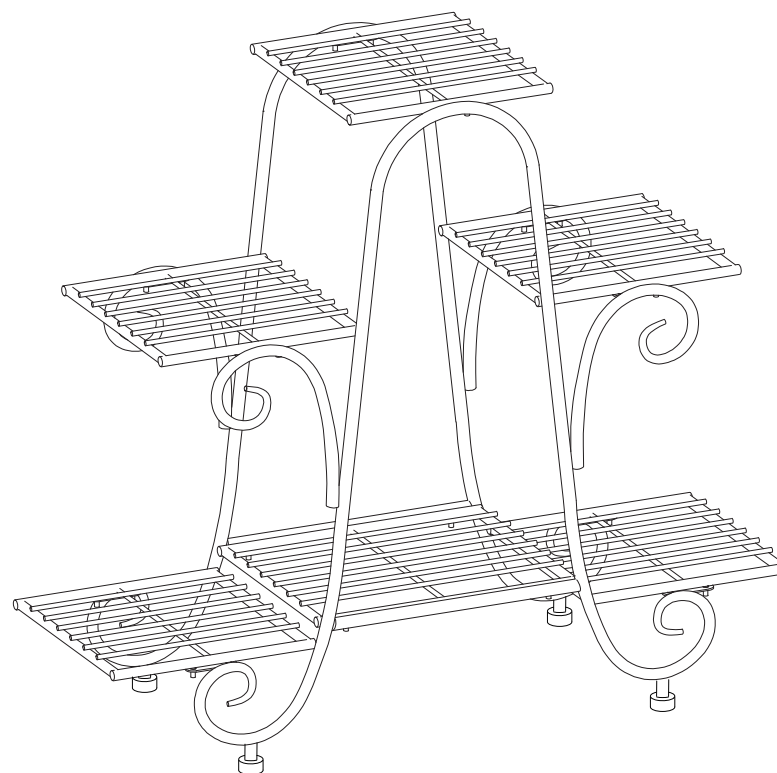




COSTWAY®

Please give us a chance to make it right and do better !

Contact our friendly customer service department for help first.
Replacements for missing or damaged parts will be shipped ASAP !



Contact Us!

Do NOT return this item.

Contact our friendly customer service department for help first.



US:cs.us@costway.com

UK:cs.uk@costway.com

USER'S MANUAL

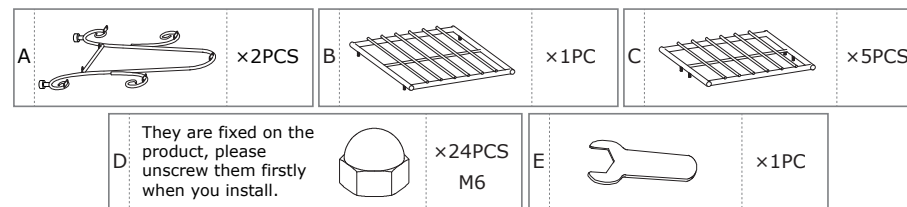
6-tier Metal Plant Stand NP10278

THIS INSTRUCTION BOOKLET CONTAINS **IMPORTANT** SAFETY INFORMATION. PLEASE READ AND KEEP FOR FUTURE REFERENCE.



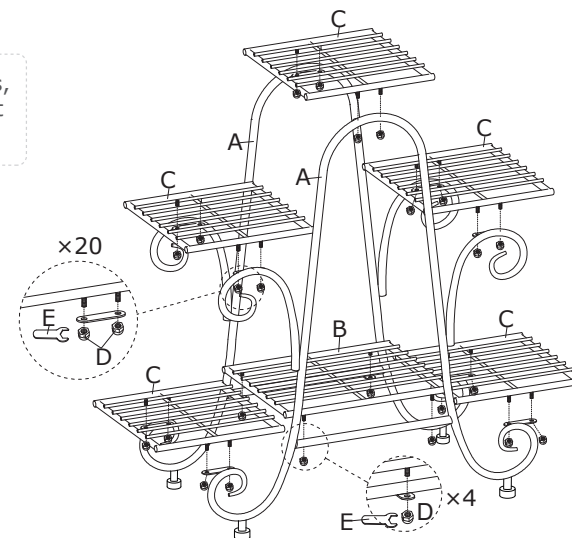
Before You Start

- ⚠ Please read all instructions carefully.
- ⚠ Retain instructions for future reference.
- ⚠ Separate and count all parts and hardware.
- ⚠ Read through each step carefully and follow the proper order.
- ⚠ We recommend that, where possible, all items are assembled near to the area in which they will be placed in use, to avoid moving the product unnecessarily once assembled.
- ⚠ Always place the product on a flat, steady and stable surface.
- ⚠ Keep all small parts and packaging materials for this product away from babies and children as they potentially pose a serious choking hazard.



Step 1

Put the screws in the holes, tighten the screws, but not too tight, 90% is ok.



Step 2

Then adjust the balance of it, tighten all the screws to 100%.

