



CONTACT INFO

 122 GAYOSO AVE, MEMPHIS TN 38101

 TECH SUPPORT 800-903-6979

SHOW US YOUR INSTALL & FOLLOW US TODAY!

 WWW.MEMPHISCARRAUDIO.COM  @MEMPHISCARRAUDIO  @MEMPHISCARRAUDIOUSA



ENGINEERED TO RESIST
WATER & ELEMENTS

MXABTRX/MXABTR
Bluetooth Controllers



MXABTRX & MXABTR

READY TO TURN IT UP? READ THIS FIRST!

Memphis Audio built a 50 year legacy in the audio industry by engineering the highest quality products to produce the best possible listening experience for our fans and loyal supporters. To fully appreciate our products we recommend taking the time to read and follow the instructions in this manual. As always, we recommend all installations and services be performed by an authorized Memphis Audio dealer.



For optimal performance, Memphis recommends using only Memphis Connection accessories. Outfitting your system with properly sized Memphis Connection wire and accessories will dramatically boost your listening experience and increase the durability of your Memphis Audio products.

Memphis Audio's MXABTRX & MXABTR Bluetooth streaming accessories allow you to wirelessly connect to any Bluetooth device providing a complete Bluetooth solution wherever you need it. To keep this piece as bulletproof as possible, we sealed the unit making it waterproof in the event of submersion and resistant to the elements.



Combine with our Memphis Xtreme Speakers and ultra-compact amplifiers for the perfect rugged go-anywhere solution!

Memphis Audio recommends the installation of our products to be performed by an authorized dealer. Attempting an installation project on your own or through an unauthorized source may result in damage to your product and may potentially void your warranty.

MOUNTING OPTIONS

MXABTRX & MXABTR accessories are specifically designed to be used in applications where water, rain or snow may come in direct contact with the unit. The sealed case allows it to withstand these types of demanding uses. These units have 2 mounting options and can easily be flush mounted in a 3" cut out hole or bar mounted with the included handlebar bracket allowing for unlimited mounting possibilities.


PAIRING INSTRUCTIONS

Before starting, confirm your Bluetooth device is capable of streaming A2DP Bluetooth signals and that the Bluetooth is ENABLED on the device. Typically that function is available by entering the settings menu, then finding the 'Bluetooth' controls on your device.



Bluetooth functions are typically depicted by a Bluetooth symbol. Look for the Bluetooth symbol on your device when attempting to enable Bluetooth functionality.

OPERATION:

Long press and hold the power button  for 1.5 seconds, the unit will turn on and the buttons will illuminate. The BT LED will flash rapidly when the unit is powered on. When the MXABTRX/MXABTR is successfully paired, the BT indicator will be lit blue continuously.

Make sure your phone is in pairing" or "discoverable" mode. Within a few seconds you should see "MEMPHISBTRX (or MEMPHISBTR) appear on your phone's Bluetooth menu. Clicking the MXABTRX/MXABTR name will authorize your phone to connect with the MXABTRX/MXABTR.

Once the MXABTRX/MXABTR is connected, be certain the volume on your phone is set at a reasonably high level (at least 3/4 of max volume) Adjusting the volume of the system can be done on the MXABTRX/MXABTR when your phone is paired.

Long press the power button to turn off the unit.

CONTROL FUNCTIONS:

The controls will allow you to perform the following functions: track up, track down, volume up, volume down, play/pause in bluetooth mode.

Changing source (MXABTRX only) After power is on, short pressing the power button will change the sources: Bluetooth, AUX, and USB. The related indicator will illuminate showing which selection is active.

AUXILIARY INPUT FUNCTIONS - MXABTRX only

Short pressing the power button will illuminate the "AUX" on the face of the MXABTRX. This will then play the source that is plugged into the 3.5mm jack on the wiring harness. When in auxiliary mode, only volume controls will be used and this volume will not control the volume of the source. The volume will only control the max of the source volume down to mute.

USB FUNCTIONS - MXABTRX ONLY

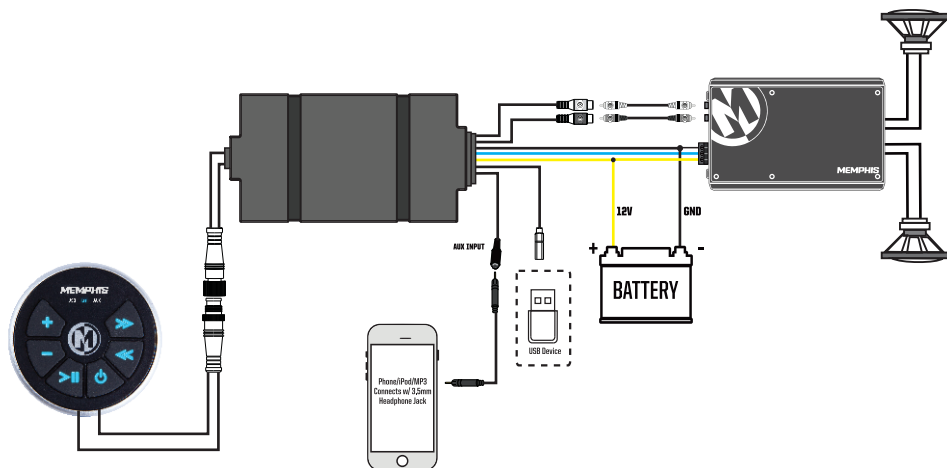
Short pressing the power button again will illuminate the "USB" on the face of the MXABTRX. This will then play the .MP3 or .WAV files stored on a USB flash drive. Volume, fwd/back track and play pause will work under this source. While the MXABTRX is in other modes, the USB will still charge a device even if that device does not have playable files stored on it.



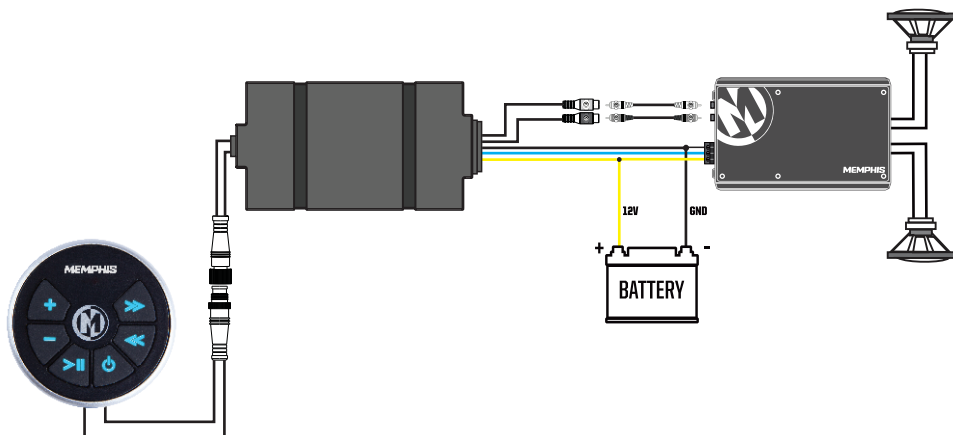


MXABTRX & MXABTR

MXABTRX - Bluetooth, AUX and USB Controller



MXABTR - Bluetooth Only Controller



This device complies with part 15 of the FCC Rules. Operation is subject to the following two conditions: (1) this device may not cause harmful interference, and (2) this device must accept any interference received, including interference that may cause undesired operation.

This equipment has been tested and found to comply with the limits for a Class B digital device, pursuant to part 15 of the FCC Rules. These limits are designed to provide reasonable protection against harmful interference in a residential installation. This equipment generates, uses and can radiate radio frequency energy, and if not installed and used in accordance with the instructions, may cause harmful interference to radio communications. However, there is no guarantee that interference will not occur in a particular installation. If this equipment does cause harmful interference to radio or television reception, which can be determined by turning the equipment OFF and ON, the user is encouraged to try to correct the interference by one or more of the following measures.

- Reorient or relocate the receiving antenna
- Increase the separation between the equipment and receiver.
- Connect the equipment to an outlet or a circuit different from that to which the receiver is connected
- Consult with the dealer or experienced radio/TV technician for help.

The manufacturer is not responsible for any radio or TV interference caused by unauthorized modifications to this equipment. Such modifications could void the user's authority to operate the equipment.

FCC RF Safety Caution Statement

To satisfy FCC RF exposure requirements for mobile and base station transmission devices, a separation distance of 20cm or more should be maintained between the antenna of this device and persons during operation. To ensure compliance operation at closer than this distance is not recommended. The antennas used for this transmitter must not be co-located or operating in conjunction with any other antenna or transmitter.

WARRANTY

Should your MXABTRX or MXABTR require service, please consult with the dealer from which it was purchased, or contact Memphis Audio customer service: 800-489-2300, or email techsupport@memphiscaraudio.com. Do not attempt to return your amplifier directly to us without first calling for a Return Authorization number. Units received without an accompanying Return Authorization number will be returned unopened. Additionally, you must include a copy of your purchase receipt from an authorized dealer for consideration of in-warranty service; otherwise, repair charges will apply. Units received without a receipt will be held for 30 days allowing us time to contact you and obtain a copy of the receipt. After 30 days, all units will be returned to you unrepaid.