

SPO24TE/S/TH

FEATURES

Combines microwave, convection, and broil technologies to provide all-in-one oven versatility

Provides more cooking power than a traditional microwave with the help of convection and broil

Assures predictably delicious results with 10 microwave power levels, convenient quick-start modes, and an intuitive Gourmet mode

Fits a 9-by-13 pan in the 1.6 cubic feet, stainless-steel interior

Micro Bake and Micro Roast modes reduce or completely eliminate preheat times

Frees up counter space with efficient drop-down door design

Coordinates with other Wolf built-in ovens and appliances with various handle and trim options

Master your technique with tips and recipes from the Mastering the Speed Oven guide

ACCESSORIES

24" Side Trim Kit - Black

Pro Handle

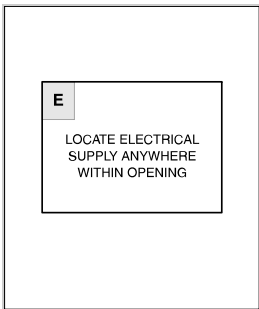
Accessories available through an authorized dealer.
For local dealer information, visit subzero-wolf.com/locator.



PRODUCT SPECIFICATIONS

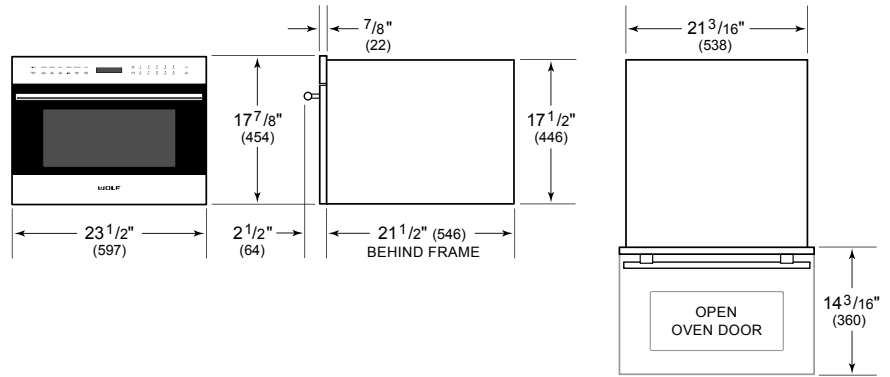
| | |
|--------------------|--------------------------------|
| Model | SPO24TE/S/TH |
| Dimensions | 23 1/2"W x 17 7/8"H x 21 1/2"D |
| Capacity | 1.6 cu. ft. |
| Door Clearance | 14 3/16" |
| Weight | 105 lbs |
| Electrical Supply | grounded, 240/208 VAC, 60 Hz |
| Electrical Service | 15 amp dedicated circuit |
| Power Cord Length | 6 Feet |
| Receptacle | NEMA 6-20R grounding type |

ELECTRICAL

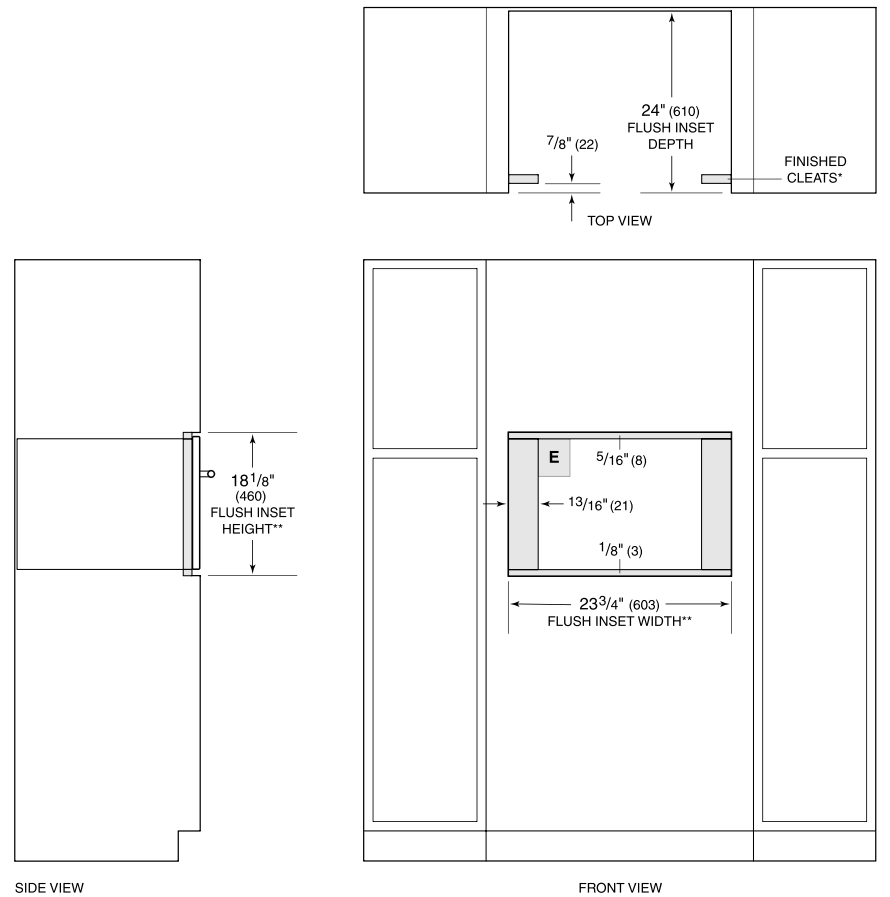


NOTE: Dimensions in parenthesis are in millimeters unless otherwise specified

DIMENSIONS



FLUSH INSTALLATION



*Will be visible and should be finished to match cabinetry.
 **Dimension provides minimum reveals.