

INSIGNIA™

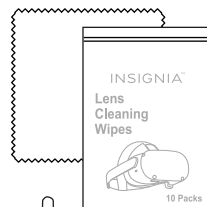
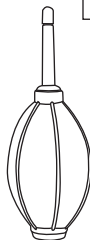
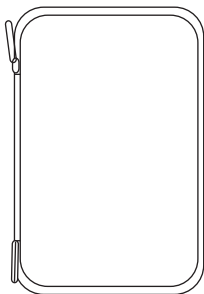
QUICK SETUP GUIDE

Cleaning Kit for Oculus

NS-Q2CK / NS-Q2CK-C

PACKAGE CONTENTS

- Carry case
- Dust Blower
- Lens Cleaning Pen
- Liquid Cleaning Solution
- Microfiber Cleaning Cloth
- Lens Cleaning Wipes (10 packs)



Before using your new product, please read these instructions to prevent any damage.

FEATURES

- The dust blower removes loose dirt that can scratch your lens.
- The lens cleaning pen has a soft brush on one end to remove dust and a cleaning pad on the other end to remove oil and fingerprints.
- The cleaning wipes remove oil and fingerprints. Do not add cleaning solution to cleaning wipes and do not reuse cleaning wipes.
- The microfiber cleaning cloth can be used to clean the lens or headset shell.

WARNING

Hazard Statements

May cause respiratory irritation

Flammable liquid and vapor



Precautionary Statements - Prevention

Avoid breathing dust/fume/gas/mist/vapors/spray

Use only outdoors or in a well-ventilated area

Keep away from heat, hot surfaces, sparks, open flames and other ignition sources. No smoking

Keep container tightly closed

Ground/bond container and receiving equipment

Use explosion-proof electrical/ventilating/lighting/equipment

Take precautionary measures against static discharge

Wear protective gloves/eye protection/face protection

Keep cool

Precautionary Statements - Response

Skin

IF ON SKIN (or hair): Take off immediately all contaminated clothing. Rinse skin with water/shower

Inhalation

IF INHALED: Remove person to fresh air and keep comfortable for breathing

Call a POISON CENTER or doctor if you feel unwell

Fire

In case of fire: Use CO₂, dry chemical, or foam to extinguish

Precautionary Statements - Storage

Store in a well-ventilated place. Keep container tightly closed

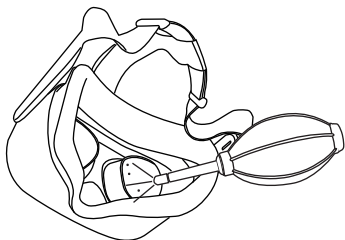
Store locked up

Precautionary Statements - Disposal

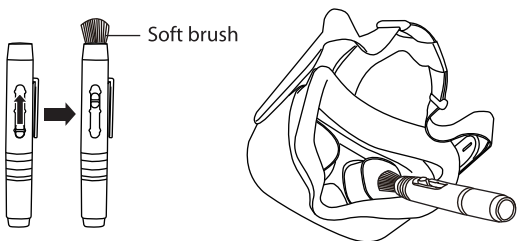
Dispose of contents/container to an approved waste disposal plant

TO CLEAN YOUR OCULUS

- 1 Remove any loose dirt on the lens and the surrounding edges with the dust blower.

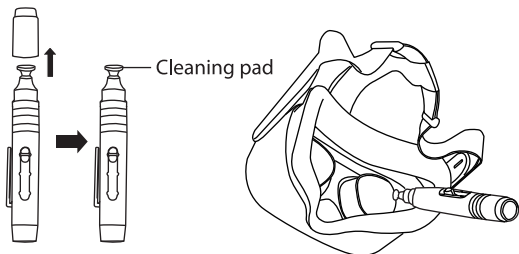


- 2 Gently brush the lens and edges with the soft brush on the lens cleaning pen to remove small particles of dust.



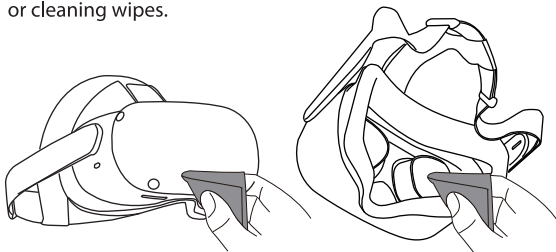
- 3** Gently wipe the lens with the cleaning pad on the lens cleaning pen or with a cleaning wipes.

Caution: Only use the outer side of the lens pen cleaning pad. The pad is not reversible. Using the inner side with the seam could scratch the lens.



- 4** Gently wipe the Oculus headset with the microfiber cleaning cloth to remove oil and fingerprints.

Note: You can apply a small amount of the liquid cleaning solution to the microfiber cleaning cloth to help clean the lens or headset shell. Do not apply the liquid cleaning solution directly to the lens, cleaning pad side of the lens cleaning pen or cleaning wipes.



ONE-YEAR LIMITED WARRANTY

Visit www.insigniaproducts.com for details.

CONTACT INSIGNIA:

For customer service, call 1-877-467-4289 (U.S. and Canada)

www.insigniaproducts.com

Other parties' marks are the property of their respective owners.

INSIGNIA is a trademark of Best Buy and its affiliated companies. Registered in some countries.

Distributed by Best Buy Purchasing, LLC, 7601 Penn Ave South, Richfield, MN 55423 U.S.A.,

©2021 Best Buy. All rights reserved.

Made in China

ENGLISH V2-21-0803