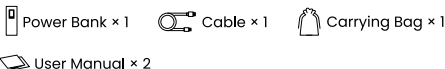


Shargeek 140 Power Bank

USER MANUAL

SHARGE

Package Contents

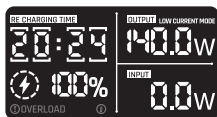









Product Information

Product Name: Shargeek 140 Power Bank
Product Model: Xli
Battery Capacity: 20,000mAh/19,600mAh 72Wh/70.56Wh
Port Type: USB-C × 1, USB-A × 1
Input:
USB-C: 5V=3A, 9V=3A, 12V=3A, 15V=3A, 20V=3.25A (65W Max)
Output:
USB-C: 5V=3A, 9V=3A, 12V=3A, 15V=3A, 20V=5A (100W Max)
USB-A: 5V=3A, 9V=3A, 12V=3A, 20V=2A (40W Max)
USB-C+USB-A: 100W+40W
100W: 5V=3A, 9V=3A, 12V=3A, 15V=3A, 20V=5A
40W: 5V=3A, 9V=3A, 12V=3A, 20V=2A
Rated Capacity: 11,200mAh (5V=3A)
Conversion Rate: ≥77%
Dimensions: 158 × 65 × 30.5mm
Weight: ≈470g

Product Introduction

01. Product Description:
- a. This product supports 65W Max input fast charging and 140W Max output fast charging. It contains high-quality Li-ion batteries and charging-discharging chip, providing outstanding performance in safety, efficiency, compatibility, etc.
 - b. This product automatically detects charging and discharging without the need for button operation.
 - c. Battery level display for reference:



DISPLAY AREA	ITEM	FUNCTION
	01. RECHARGING TIME: Static text display 02. Charging/discharging time display	01. When charging, the text will light up 02. Show the remaining charging time 03. Show the remaining discharging time
	01. Lighting icon: Static display 02. Rim circle: 10-level battery display 03. Battery percentage display	01. Show the current battery life 02. One bar indicates 10% of the battery. When the battery is not charged to the next 10% yet, the next bar will be blinking
	01. Exclamation mark: Static icon for on/off/blinking display 02. Thermometer icon: Static icon for on/off/blinking display	01. The exclamation mark will blink when a system error occurs 02. The thermometer icon will blink when overheating occurs
	OUTPUT: Static icon for on/off/display	01. Real-time output will be shown when the power bank is charging
	INPUT: Static icon for on/off/display	01. Real-time input will be shown when the power bank is recharging
	System error & Reuse of remaining charging/discharging time	01. The exclamation mark will blink when a system error occurs 02. RECHARGING TIME icon will blink, and the screen will show the error code
	Overheating indication	01. When the icon blinks every 1s (slow blinking), it means the system is slightly overheated, and will limit the input/output 02. When the icon blinks every 0.3s (fast blinking), it means the the system is extremely overheated, and will cut off the input/output

02. Button Operation:

- Long press: Power ON/OFF.
- Double-click: Switch to low-current mode. Double-click again to exit this mode.
- The working time of this mode is set to 2 hours and will exit automatically after 2 hours.

03. Low-current Mode:

When not charging, double-click the to enter low current charging mode, which can charge low-current devices such as Bluetooth headsets and wristbands. To exit this mode, just double-click check button again. The working time of this mode is set to 2 hours and will exit automatically after 2 hours.



Join our Discord
SHARGE



Follow us on Instagram
@SHARGE_OFFICIAL

E-mail: info@sharge.com

Official Website: www.sharge.com

Manufacturer: Sharge Technology (Shenzhen) Co., Ltd.

Address: Room 305, 3rd Floor, Xinzhongtai Industrial Park,
Building 3, Hengfeng Community, Longhua Street,
Longhua District, Shenzhen, Guangdong, China



This symbol indicates that this product shall not be treated as household waste. Instead it shall be handed over to the applicable collection point for the recycling of electrical and electronic equipment.

Made in China **RoHS**