



QUICK SETUP GUIDE

4-in-1 Wireless Charger Stand

NS-MQ341S25



PACKAGE CONTENTS

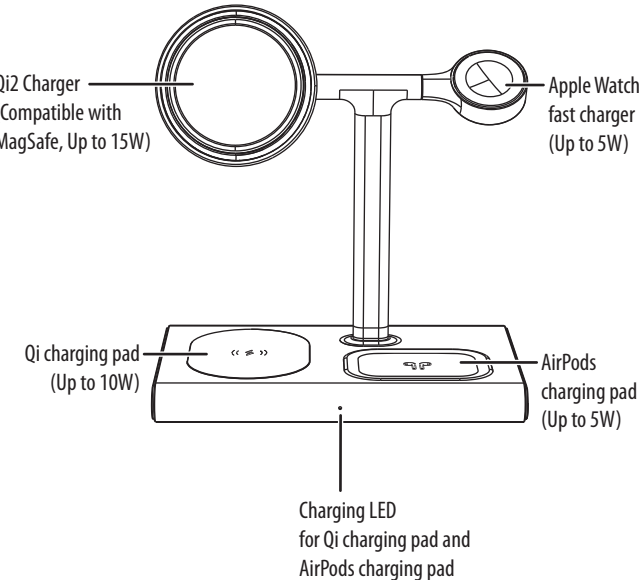
- 4-in-1 Wireless Charger Stand
- AC power adapter
- Quick Setup Guide

COMPATIBILITY

- iPhone 15 Series
- iPhone 14 Series
- iPhone 13 Series
- iPhone 12 Series
- Apple Watch Ultra 2
- Apple Watch Ultra
- Apple Watch Series 9
- Apple Watch Series 8
- Apple Watch Series 7
- Apple Watch Series SE
- AirPods/ AirPods Pro
- Samsung Galaxy S24 Series
- Samsung Galaxy S23 Series
- Samsung Galaxy S22 Series
- Samsung Galaxy S21 Series
- Samsung Galaxy S20 Series
- Google Pixel smartphones

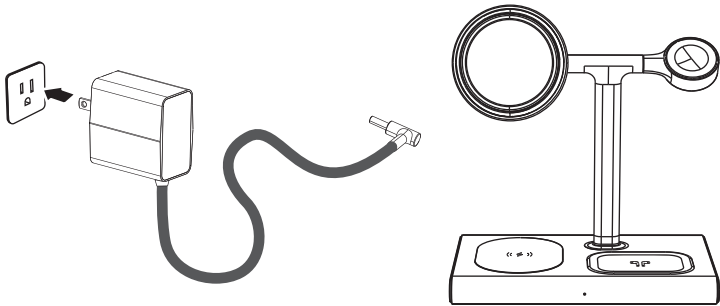
FEATURES

- 4-in-1 charger stand wirelessly charges up to four devices at once AirPods and other Qi-enabled devices
- 0 – 45° rotation keeps your phone’s display in view
- Compatible with MagSafe, up to 15W wirelessly charges your iPhone 15/14/13 Series and later models
- Up to 10W wireless charges your Samsung smartphone
- Supports fast-charging capabilities for select Apple Watch models (Apple Watch Series 7 and later)

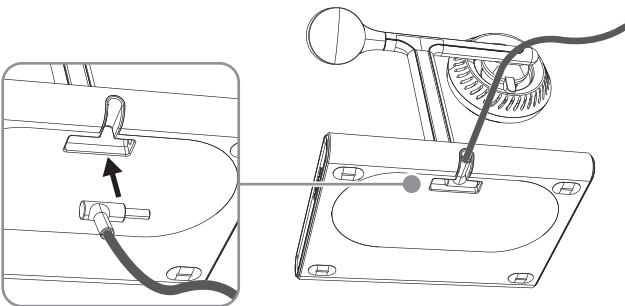


USING YOUR CHARGER

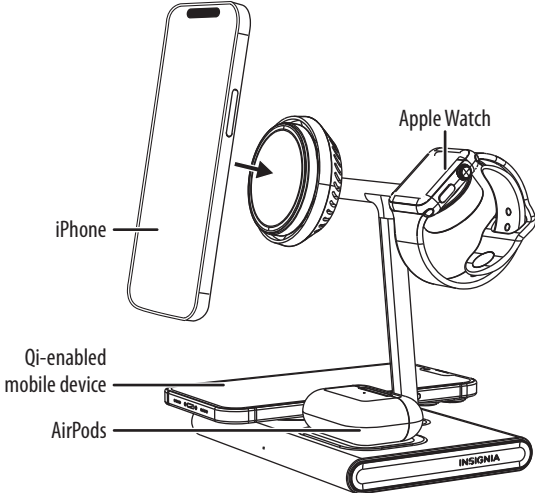
1 Plug the included AC power adapter into a (standard) wall outlet.



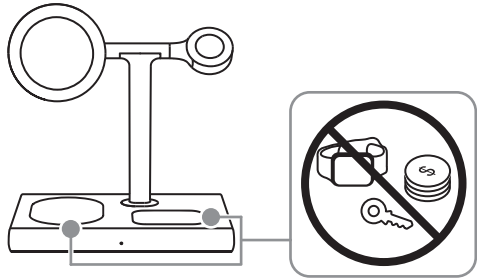
2 Plug the small end of the charger cord into the bottom of your wireless charger.



3 Magnetically attach your iPhone and Apple Watch to the Qi2 charger and Apple Watch fast charger. Lay your Qi-enable devices on the Qi charging pad and your AirPods on the AirPods charging pad.



Warning: Do not place keys, coins, watches, or other small metal objects on Qi charging pad or AirPods charging pad.



UNDERSTANDING INDICATOR LIGHTS

Charging LED

LED STATUS	FUNCTION
Solid white	A device is charging on the charging pad or AirPods holder.
Flashing orange	Foreign object detected. A metal object is on the charging pad or AirPods holder. Remove the object.
Off	No devices are charging on the charging pad or AirPods holder.

TROUBLESHOOTING

My device won’t charge.

- Make sure that your device is compatible.
- Restart your device.
- Make sure that you use the included power adapter.
- Make sure that there are no metal objects on the charger.
- Make sure that your wall outlet is receiving power and has the correct voltage.

My wireless charger or device becomes warm while charging.

- It is normal for a device to be warm while charging. If your device is too hot to touch, stop using the charger and contact technical support.
- Make sure that your device supports wireless charging.
- Remove the protective case from your device, if it has one.
- Make sure that you use the included power adapter.

My device charges slowly.

- Wireless charging is generally slower than wired charging. This is normal.
- Make sure that you use the included power adapter.
- Try removing your device’s case.
- Restart your phone and make sure that it is centered on the wireless charger.
- Fast charging is not supported for the Apple Watch Series 7 and older models.

My AirPods or Apple Watch will not charge.

- Try removing the protective case.
- Place your device at the center of the charger.

SPECIFICATIONS

- **Input:** DC 15V/3.3A
- **Output:** up to 35W total
- **Cable length of Power adapter:** 5 ft. (150 cm)
- **Dimensions (H x W x D):** 6.89 × 6.43 × 4.33 in. (17.5 × 16.3 × 11 cm)
- **Weight (Wireless charger only):** 1.4 lbs. (620g)

WARNINGS

- People with pacemakers should keep away from the magnets. The magnets can negatively affect the function of the pacemaker.
- Do not place any bank or similar cards with magnetic strips or magnetically sensitive objects on the product. The data on the cards could be damaged or completely deleted.
- Make sure that that there are no metal parts on the back of your device. Metal heats up significantly in the field of an induction charger and can damage your device and/or the charger.

LEGAL NOTICES

FCC compliance

This device complies with part 15 of the FCC Rules. Operation is subject to the following two conditions: (1) This device may not cause harmful interference, and (2) this device must accept any interference received, including interference that may cause undesired operation.

FCC Caution:

Changes or modifications not expressly approved by the party responsible for compliance could void the user's authority to operate the equipment.

FCC Statement:

This equipment has been tested and found to comply with the limits for a Class B digital device, pursuant to part 15 of the FCC Rules. These limits are designed to provide reasonable protection against harmful interference in a residential installation. This equipment generates, uses, and can radiate radio frequency energy and, if not installed and used in accordance with the instructions, may cause harmful interference to radio communications. However, there is no guarantee that interference will not occur in a particular installation. If this equipment does cause harmful interference to radio or television reception, which can be determined by turning the equipment off and on, the user is encouraged to try to correct the interference by one or more of the following measures:

- Reorient or relocate the receiving antenna.
- Increase the separation between the equipment and receiver.
- Connect the equipment into an outlet on a circuit different from that to which the receiver is connected.
- Consult the dealer or an experienced radio/TV technician for help.

RF Exposure: This equipment complies with FCC radiation exposure limits set forth for an uncontrolled environment. This transmitter must not be co-located or operating in conjunction with any other antenna or transmitter.

RSS-Gen statement:

This device contains licence-exempt transmitter(s)/receiver(s) that comply with Innovation, Science and Economic Development Canada’s licence-exempt RSS(s). Operation is subject to the following two conditions: This device may not cause interference. This device must accept any interference, including interference that may cause undesired operation of the device.

Ce dispositif contient des émetteurs exonérés de permis(s)/récepteurs)s qui sont conformes aux RSS (s) exemptés de licence du Canada. L'opération est soumise aux deux conditions suivantes :

1. Cet appareil peut ne pas causer d'interférences.
2. Ce dispositif doit accepter toute interférence, y compris les interférences qui peuvent provoquer un fonctionnement indésirable de l'appareil.

RSS-102 Statement

This equipment complies with IC RSS-102 radiation exposure limits set forth for an uncontrolled environment.

Cet équipement est conforme aux limites d'exposition aux radiations IC CNR-102 établies pour un environnement non contrôlé.

ONE-YEAR LIMITED WARRANTY

Visit www.insigniaproducts.com for details.

CONTACT INSIGNIA:

For customer service, call 877-467-4289 (U.S. and Canada)

www.insigniaproducts.com



INSIGNIA is a trademark of Best Buy and its affiliated companies.
Distributed by Best Buy Purchasing, LLC
7601 Penn Ave South, Richfield, MN 55423 U.S.A.
©2024 Best Buy. All rights reserved.