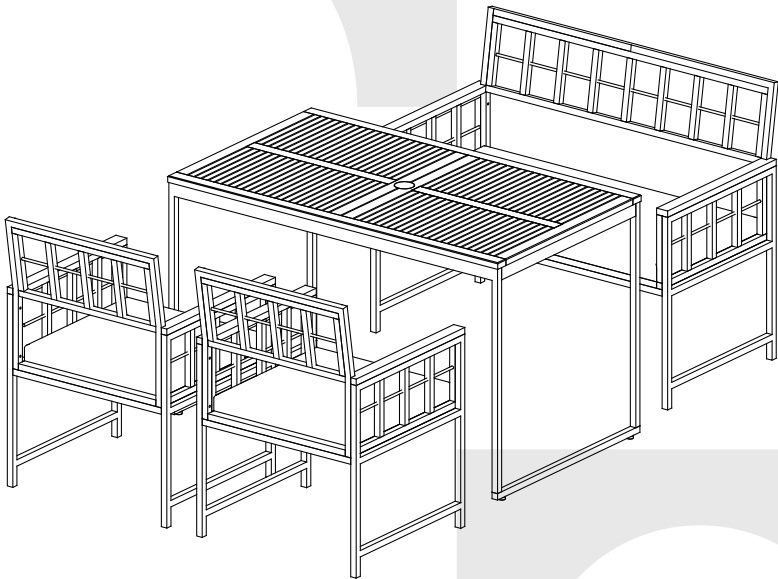


PATIOJOY










4-Seater Patio Dining Set
Ensemble de Salle à Manger de Patio 4 Places

HW71668

THIS INSTRUCTION BOOKLET CONTAINS **IMPORTANT** SAFETY INFORMATION.
PLEASE READ AND KEEP FOR FUTURE REFERENCE.










Before You Start


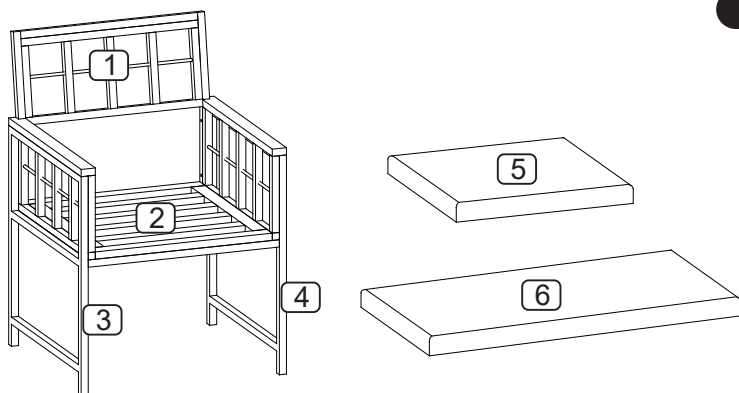
-  Please read all instructions carefully.
-  Retain instructions for future reference.
-  Separate and count all parts and hardware.
-  Read through each step carefully and follow the proper order.
-  We recommend that, where possible, all items are assembled near to the area in which they will be placed in use, to avoid moving the product unnecessarily once assembled.
-  Always place the product on a flat, steady and stable surface.
-  Keep all small parts and packaging materials for this product away from babies and children as they potentially pose a serious choking hazard.

FR



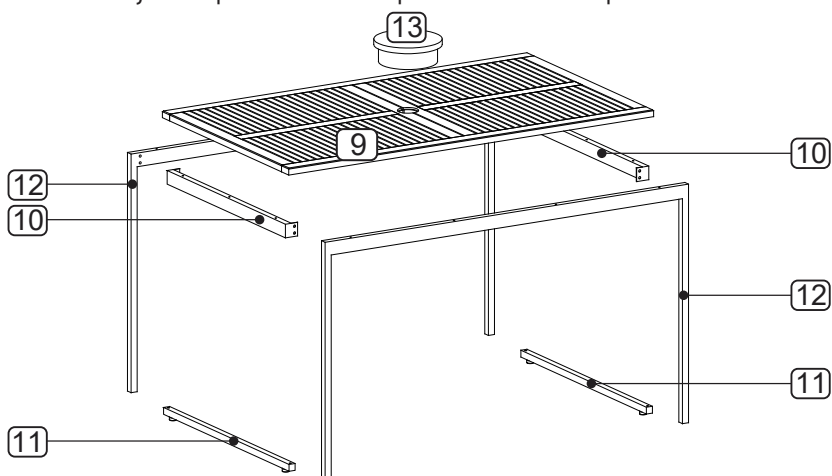
Avant de Commencer

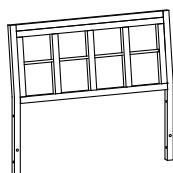
-  Veuillez lire attentivement toutes les instructions.
-  Conservez les instructions pour vous y référer ultérieurement.
-  Vérifiez toutes les pièces et les accessoires.
-  Lisez attentivement chaque étape et suivez l'ordre correct.
-  Nous recommandons que, dans la mesure du possible, tous les produits soient assemblés à proximité de la zone où ils seront utilisés, afin d'éviter tout déplacement inutile du produit une fois assemblé.
-  Placez toujours le produit sur une surface plane et stable.
-  Conservez toutes les petites pièces de ce produit et les matériaux d'emballage hors de portée des bébés et des enfants, car ils pourraient présenter un risque d'étouffement.



EN: Always use the parasol with base for this table if the parasol is needed!

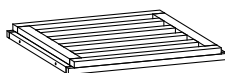
FR: Utilisez toujours le parasol avec base pour cette table si le parasol est nécessaire !





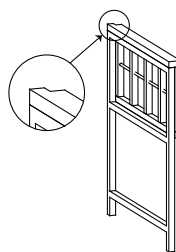
1 x2

Single Backrest /
Dossier simple



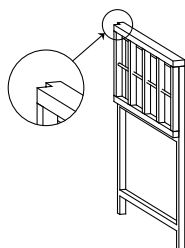
2 x2

Single Seat /
Siège unique



3 x3

Right Leg /
Jambe droite



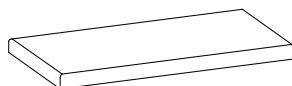
4 x3

Left Leg /
Jambe Gauche



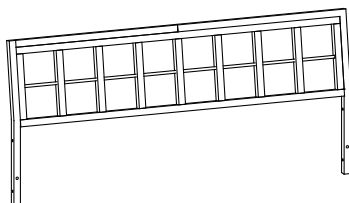
5 x2

Single seat cushion /
Coussin de siège simple



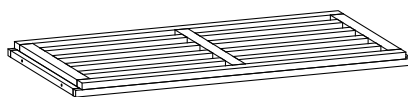
6 x1

Double seat cushion /
Coussin d'assise double



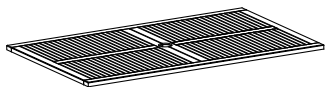
7 x1

Double Backrest /
Double dossier



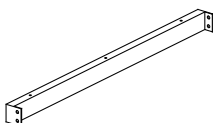
8 x1

Double Seat /
Siège double



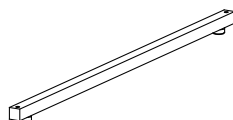
9 x1

Table Top /
Dessus de la table



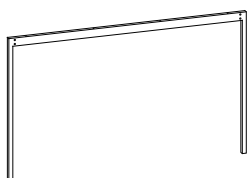
10 x2

Short Apron /
Tablier court



11 x2

Table Base /
Base de table



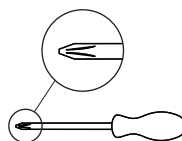
12 x2

Table Leg /
Pied de table

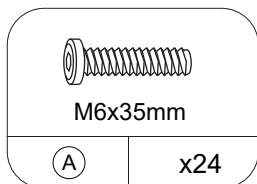


13 x1

Parasol Cap /
Casquette de parasol



(Not included)
Size: Medium /
(Non inclus)
Taille : Moyenne

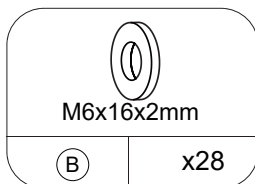


M6x35mm

A

x24

Bolt /
Boulon

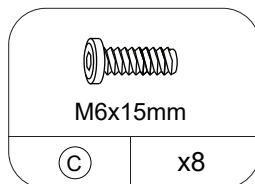


M6x16x2mm

B

x28

Washer /
Rondelle

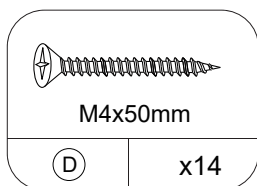


M6x15mm

C

x8

Bolt /
Boulon

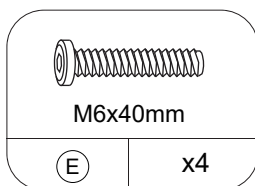


M4x50mm

D

x14

Screw /
Vis

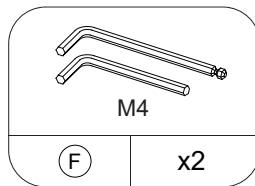


M6x40mm

E

x4

Bolt /
Boulon



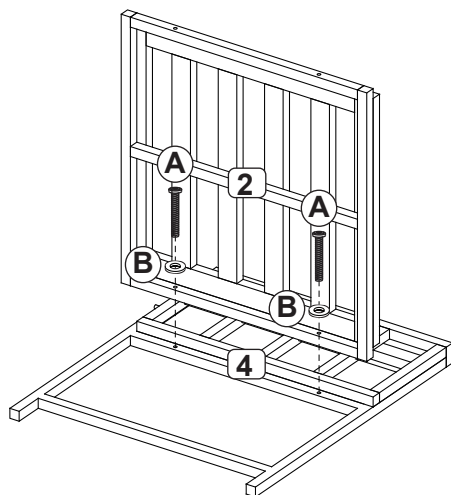
M4

F

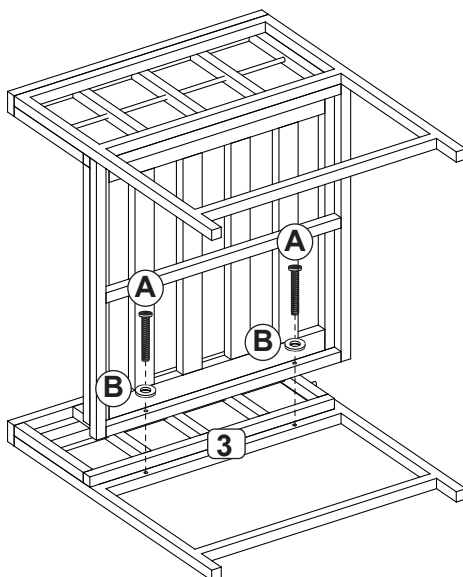
x2

Allen key /
Clé Allen

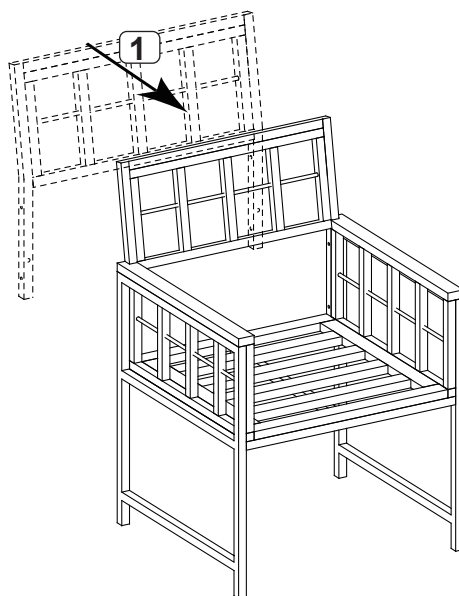
1 X2



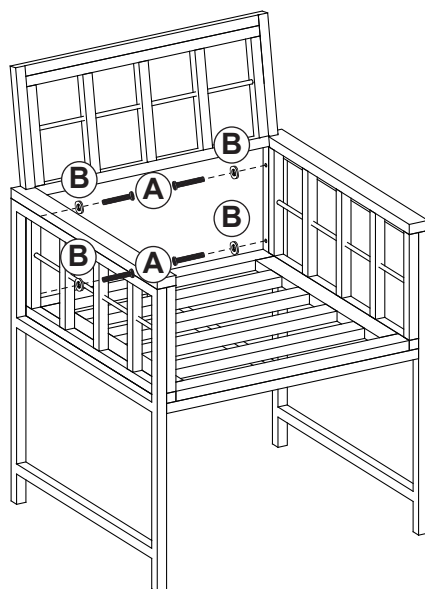
2 X2



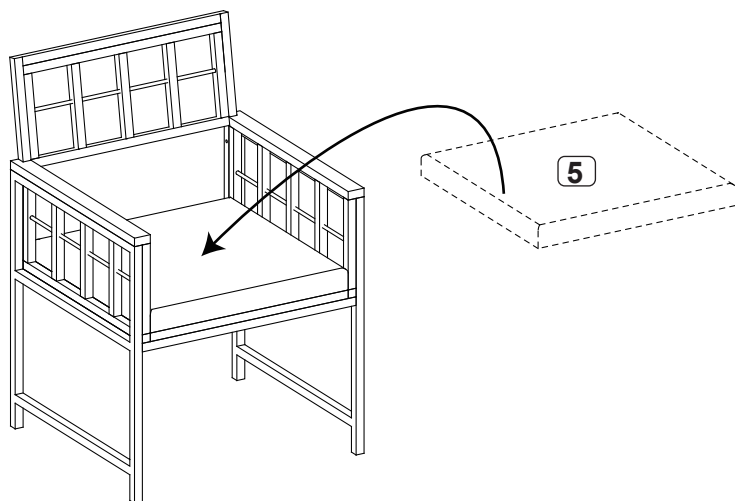
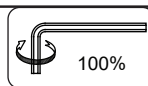
3 X2



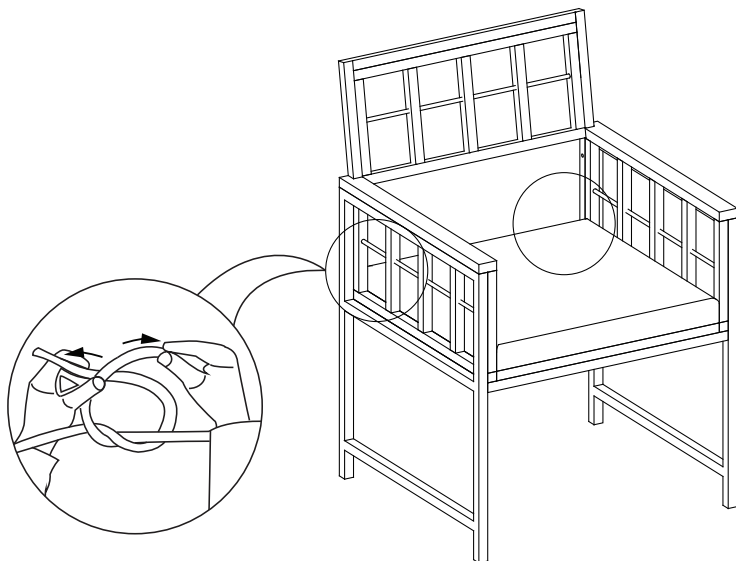
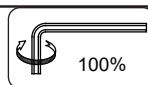
4 X2




5 **X2**



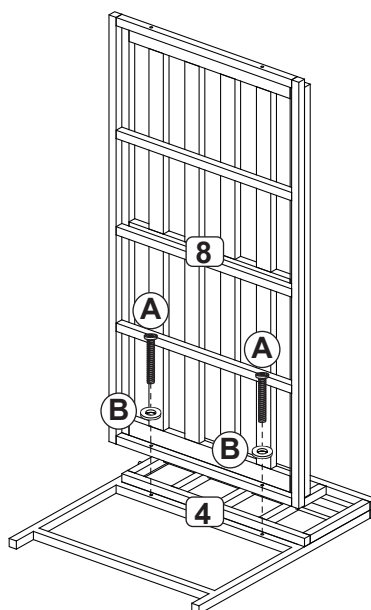
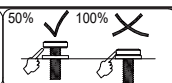
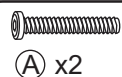
6 **X2**



7 2 Chairs / 2 Chaises



8



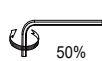
9



(A) x2



(B) x2

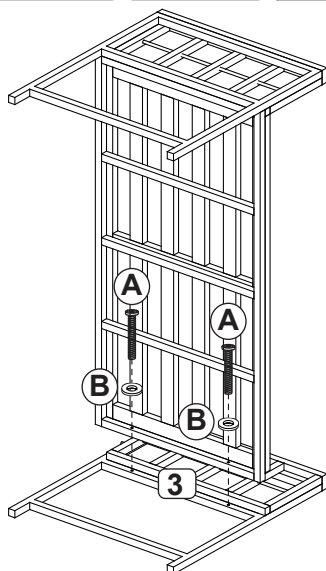


50%

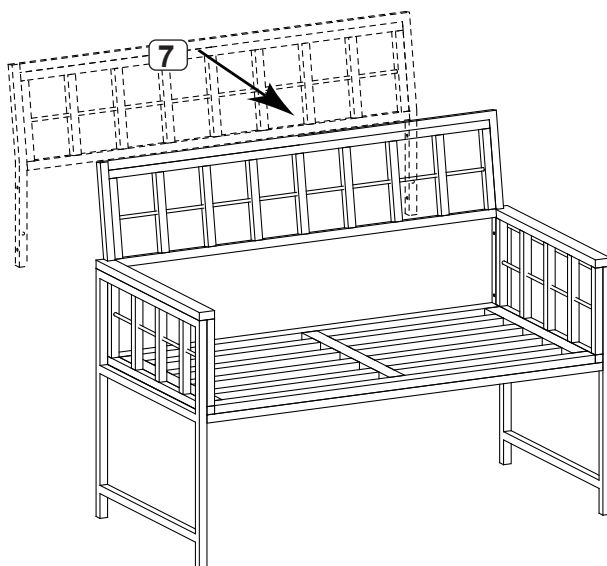
✓

100%

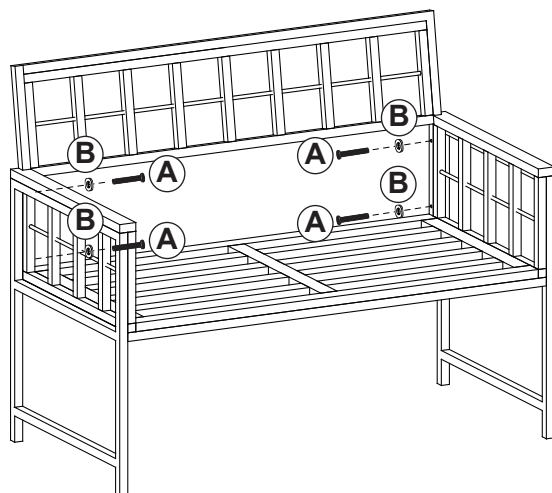
✗



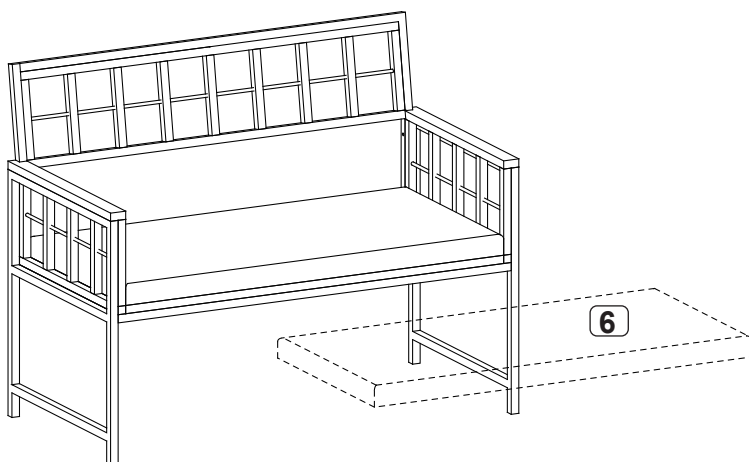
10



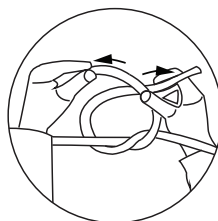
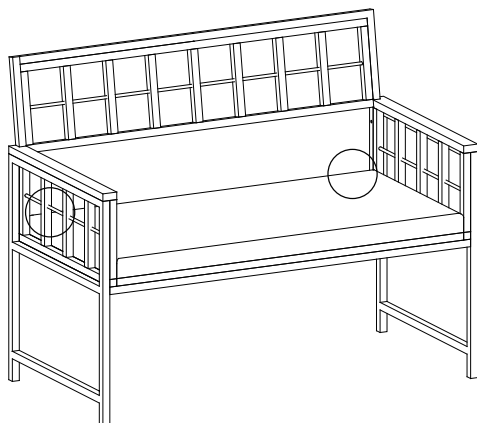
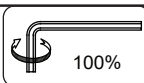
11




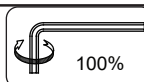
12



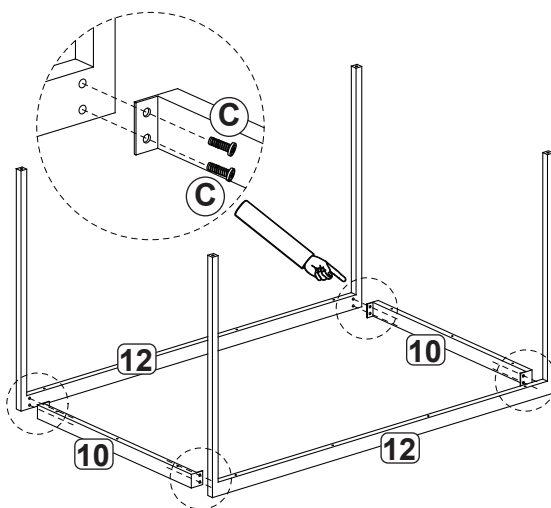
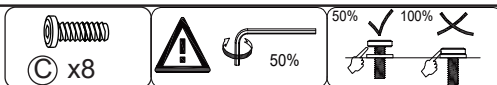
13



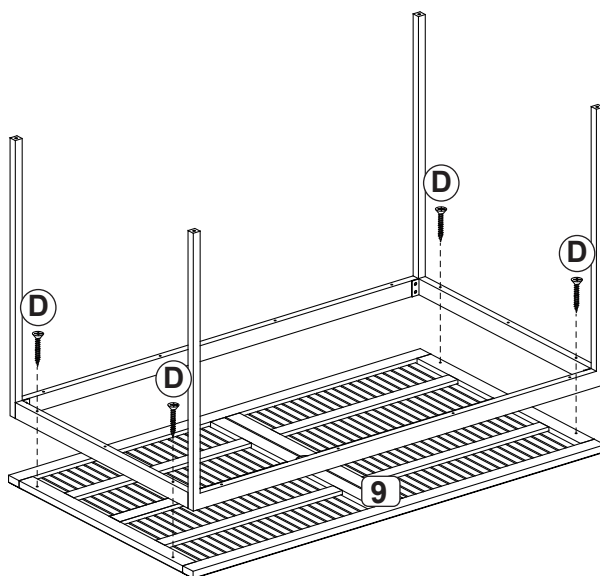
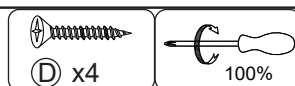
14 Bench / Banc



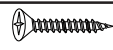
15



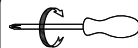
16



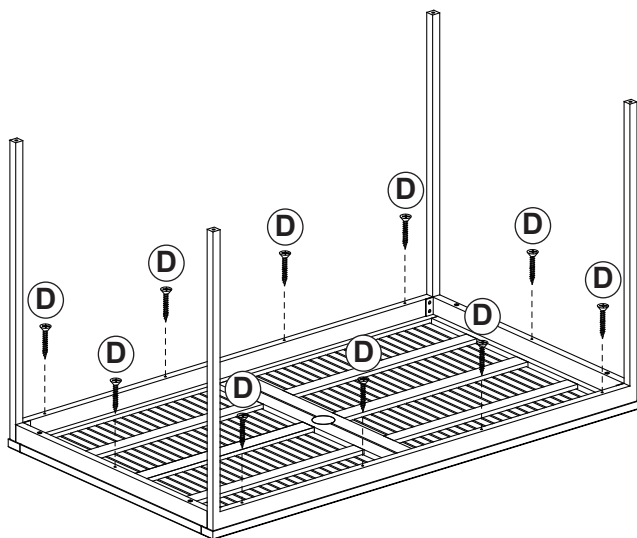
17



D x10



100%



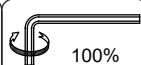
18



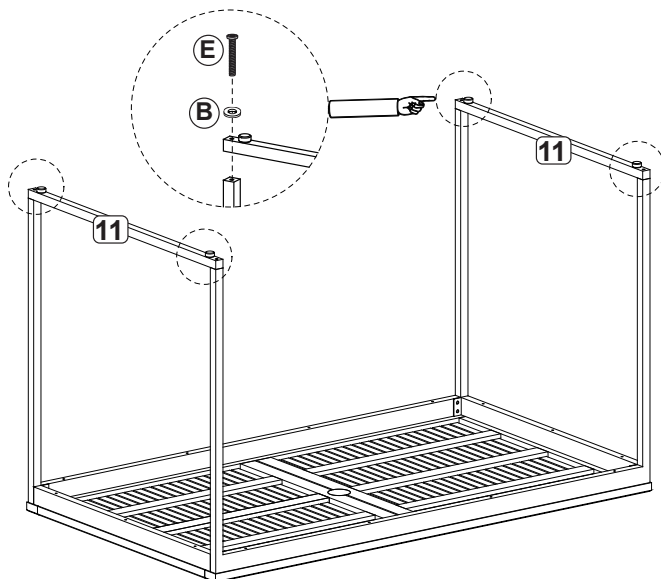
E x4



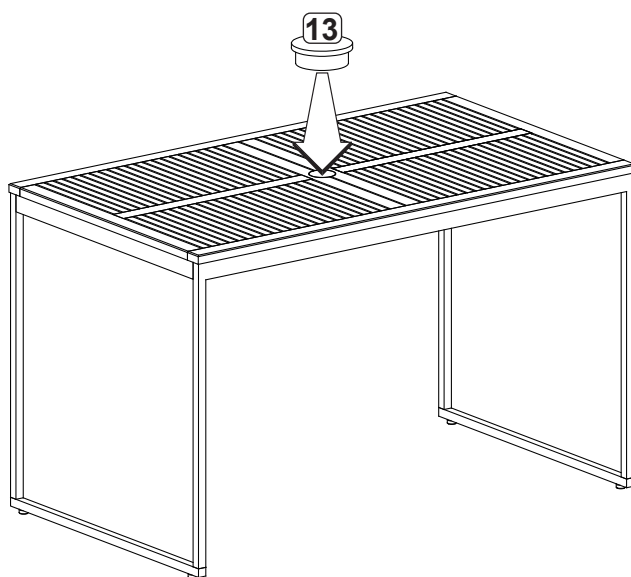
B x4



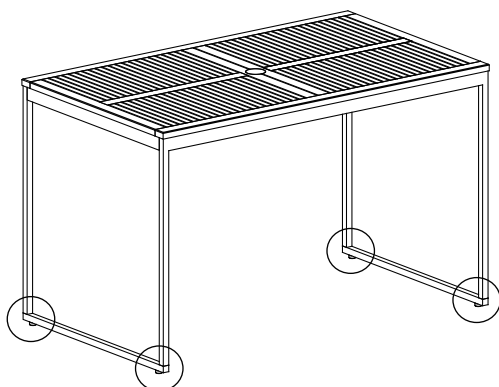
100%



19

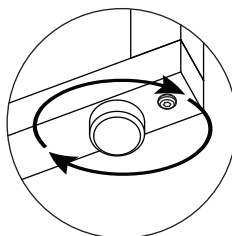


20 Table

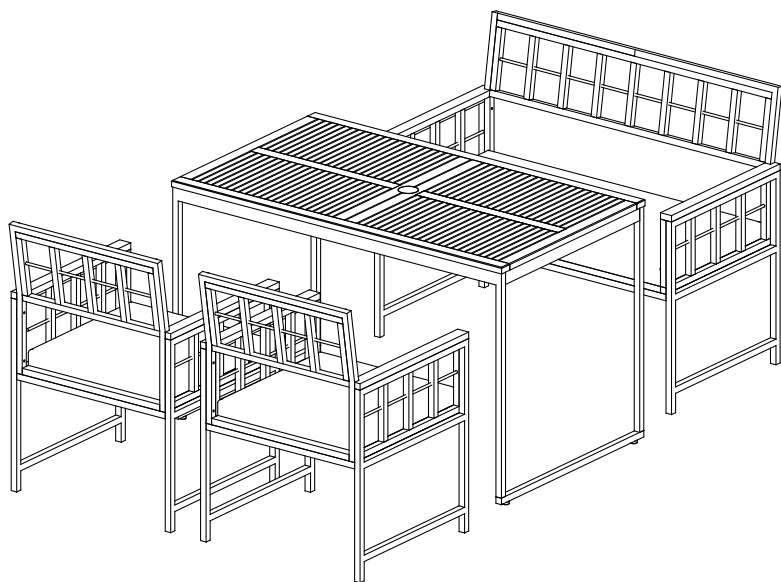


EN: The base can be adjusted to fit uneven floors.

FR: La base peut être ajustée pour s'adapter aux sols irréguliers.



21 Finish / Terminé



EN



Return / Damage Claim Instructions

- ⚠ **DO NOT discard the box / original packaging.**
In case a return is required, the item must be returned in original box. Without this your return will not be accepted.
- ⚠ **Take a photo of the box markings.**
A photo of the markings (text) on the side of the box is required in case a part is needed for replacement. This helps our staff identify your product number to ensure you receive the correct parts.
- ⚠ **Take a photo of the damaged part (if applicable).**
A photo of the damage is always required to file a claim and get your replacement or refund processed quickly. Please make sure you have the box even if it is damaged.
- ⚠ **Send us an email with the images requested.**
Email us directly from marketplace where your item was purchased with the attached images and a description of your claim.

FR



Instructions De Retour / Réclamation De Dommages

- ⚠ **NE PAS jeter la boîte/l'emballage d'origine.**
Dans le cas où un retour est requis, l'article doit être retourné dans sa boîte d'origine. Sans cela, votre retour ne sera pas accepté.
- ⚠ **Prenez une photo des marquages de la boîte.**
Une photo des marquages (texte) sur le côté de la boîte est requise au cas où une pièce serait nécessaire pour le remplacement. Cela aide notre personnel à identifier votre numéro de produit pour s'assurer que vous recevez les bonnes pièces.
- ⚠ **Prenez une photo des dommages (le cas échéant).**
Une photo des dommages est toujours requise pour déposer une réclamation et obtenir rapidement votre remplacement ou votre remboursement. Assurez-vous d'avoir la boîte même si elle est endommagée.
- ⚠ **Envoyez-nous un e-mail avec les images demandées.**
Envoyez-nous un e-mail directement depuis le marché où votre article a été acheté avec les images ci-jointes et une description de votre réclamation.

PATIOJOY

USA office: Fontana

AUS office: Truganina

FRA office: Saint Vigor d'Ymonville

GBR office: FDS Corporation Limited, Unit 4, Blackacre Road, Great Blakenham, Ipswich, Ip6 0FL, United Kingdom

If you're having difficulty, our friendly
customer team is always here to help.



USA: cs.us@costway.com
AUS: cs.au@costway.com
GBR: cs.uk@costway.com
FRA: cs.fr@costway.com