

C A F É



This kitchen looks great on *you*



Table of Contents

2	20
Introduction	Refrigerators
4	22
This Kitchen Looks Great on You	Cooking
6	24
Vibrant Vibes Kitchen	Dishwashers
8	26
Stylish Serenity Kitchen	Small Appliances
10	28
Maximalist Kitchen	Appliances Package
12	30
Cabana Couture Kitchen	Tools & Resources
14	32
Black Tie Affair Kitchen	Selection Guide
16	34
Earthen Essence Kitchen	Customization Guide
18	
Modern Glass Kitchen	

Kitchen Design by
@taralennydesign

GET THE LOOK:

48" Custom Hood Insert
UVC9480SLSS

48" Smart Dual-Fuel
Commercial-Style
Range with 6 Burners
and Griddle
C2Y486P4TW2

Brushed Brass Range
Handle Kit
CXPR8HKPTCG

Express *your* style


PERSONALIZE YOUR APPLIANCES WITH
DESIGNER-INSPIRED HARDWARE FINISHES.

Your kitchen is a reflection of who you are—a space that should feel as personal as it is functional. Café was the first to bring customizable hardware finishes to appliances, making it easier than ever to create a look that’s uniquely yours. We invite you to discover the creative possibilities of attainable customization in the kitchen, often only found in high-end luxury.

It’s time for your kitchen to have a personality—yours. Appliances should do more than perform—they should reflect your style in a way that feels effortless and Distinct by Design.

Customize your look


Interchangeable knob and handle kits pair with bold appliance finishes for a look that’s *uniquely yours*.



See
Customization
in Action

Modern Appeal

A reflective glass finish and angular, modern lines pair together for a contemporary look you won’t find anywhere else.



This kitchen looks great on *you*

THE POWER OF PERSONAL COLOR

Color is deeply personal—it influences how we feel, how we express ourselves, and now, how we design our kitchens. Inspired by seasonal color analysis, Café is redefining customization, offering a curated palette of finishes and hardware options that make it easy to create a space that feels uniquely you. Because what looks good on you should inspire the space around you.

TK WISMER

Café Creative Director
& Interior Style Visionary



STEP 1
Analyze

Starting with warm or cool undertones, we can begin to see which colors enhance your natural features.



TK is definitely a "Summer" color palette—notice how bright and glowing her skin looks, and how much her eyes and lips pop!



JOIN OUR PINTEREST
BOARD FOR MORE
COLOR INSPIRATION.

STEP 2
Harmonize

WINTER
*Pairs well with
Matte Black +
Brushed Brass*



SPRING
*Pairs well with
Matte White +
Brushed Brass*



SUMMER
*Pairs well with
Matte White +
Brushed Bronze*



AUTUMN
*Pairs well with
Matte Black +
Brushed Copper*



STEP 3
Customize

Multiple options
to fit any style.



the
Vibrant
Vibes
kitchen

*Featured in
Matte White
with
Brushed Brass
Hardware*

Café™ invites you to explore the creative possibilities of customization, bringing high-end design details within reach. From contrasting color pairings to interior cabinet accents and bold toe kicks, every element of this kitchen is thoughtfully designed to deliver a unique and elevated take on personal style.



1. Oversized statement lighting remains a standout trend, with sun-inspired brass pendants adding warmth and drama.
2. A custom cane frame embellishes the Café hood, bringing an added layer of texture and craftsmanship to the design.
3. Green remains a popular color for interiors, but we are seeing a new range of citrus-based lime, avocado, and chartreuse gain popularity.
4. Textured finishes continue to make an impact, with surfaces like honed countertops leading the way—showcased here in our Satin Ridge finish from Cambria.

SHOP
THE
LOOK



7



Smart 4-Door French-Door Refrigerator With Dual-Dispense AutoFill Pitcher
CGE29DP4TW2

Brushed Brass Refrigeration Handle Kit
CXQB4H4PNCG

Kitchen Design by
Ashley Park
As found in
PureWow article
by Cristina Polchinski



“When I saw this Matte White finish, I realized that the appliances are how I can tie the whole kitchen together.”

Ashley Park



SHOP
THE
LOOK



36" Smart Dual-Fuel Commercial-Style Range with 6 Burners (Natural Gas)
C2Y366P4TW2

Brushed Brass Range Handle & Knob Set
CXPR6HKPTCG



CustomFit ENERGY STAR Stainless Interior Smart Dishwasher with Ultra Wash Top Rack and Dual-Convection Ultra Dry, LED Lights, 39 dBA
CDT888P4VW2

Brushed Brass Dishwasher Handle Kit
CXADTH1PVCg



the Stylish Serenity kitchen

*Featured in
Matte White
with
Brushed Brass
Hardware*

Your kitchen is unique to your style and should reflect who you are. The Stylish Serenity Kitchen does just that and gives a sophisticated and personal, timeless feel. This elegant kitchen offers a customized look with pops of color.



Café™ BELLISSIMO
Semi-Automatic
Espresso Machine + Frother

C7CESAS4RW3



Café™ Couture™ Oven
with Air Fry

C90AAAS4RW3




Café™ Express
Finish Toaster

C9TMA2S4PW3



Café™ Specialty Grind
and Brew Coffee Maker
with Thermal Carafe

C7CGAAS4TW3



the Maximalist kitchen

*Featured in
Matte Black
with
Brushed Brass
Hardware*

More is more! Isabel Ladd invites us into her maximalist kitchen styled with Café appliances. Bold patterns, vibrant colors, and rich details bring this kitchen to life. Designed for those who love drama and depth, this space layers textures and contrasts to create a look that is fearless, expressive, and full of character.

"My kitchen is such a reflection of everything that brings me joy, and Café absolutely lends to that self-expression in the kitchen."



Isabel Ladd
Featured in House Beautiful,
Southern Living, and HGTV

Isabel's Top 3

HOME DESIGN PHILOSOPHIES ARE:

- 1 **More is more;** less is a bore.
- 2 Beige is *NOT* a color.
- 3 And, above all, **mix don't match**



Café™ 36" Brushed Brass
Handle & Knob Set
for Pro Range and Rangetop
CXPR6HKPTCG



Café™ 36" Smart
Dual-Fuel Commercial-
Style Range
with 6 Burners (Natural Gas)
C2Y366P3TD1



Café™ 36" Commercial
Hood
CVW93643PDS



Café™ Wall Oven
Handle Kit
for Single Wall and Advantium
CXWS0H0PMC



Café™ 30" Smart
Five-in-One Oven
with 120V Advantium® Technology
CSB913P3VD1



Café™ Professional Series
30" Smart Built-In
Convection Single Wall Oven
CTS90DP3ND1



Café™ Dishwasher
Handle Kit
CXADTH1PVC



Café™ CustomFit ENERGY
STAR Stainless Interior
Smart Dishwasher
with Ultra Wash Top Rack and
Dual-Convection Ultra Dry,
LED Lights, 39 dBA
CDT888P3VD1



Café™ ENERGY STAR
28.7 Cu. Ft. Smart 4-Door
French-Door Refrigerator
With Dual-Dispense AutoFill Pitcher

CGE29DP3TD1



Café™ Refrigeration
Handle Kit

CXQB4H4PNC



Café™ Specialty Drip
Coffee Maker

C7CDAAS3PD3



Café™ Express
Finish Toaster

C9TMA2S4PW3

SHOP
THE
LOOK



the
Cabana
Couture
kitchen

*Featured in
Matte White
with
Brushed Brass
Hardware*

This beautiful, bright kitchen will have you booking your next sunny getaway. Inspired by vintage art deco travel posters, tropical hues, and bold textures, these lively patterns pop against the clean white backdrop for a vibrantly bright aesthetic.



Café™ 36" Handle
& Knob Set
for Pro Ranges and Rangetops
CXPR6HKPTCG

Café™ 36" Smart
Commercial-Style
Range with 6 Burners
available in All-Gas and
Dual-Fuel models
C2Y366P4TW2

Café™ Dishwasher
Handle Kit
CXADTH1PVCG

Café™ Dishwasher
Double Drawer
CDD420P4TW2



Café™ 28.7 Cu. Ft. Smart
4-Door French-Door
Refrigerator
With Dual-Dispense AutoFill Pitcher
CGE29DP4TW2



Café™ Refrigeration
Handle Kit
CXMB3H3PNCG



Kohler Tone®
Kitchen Faucet
K-23766-2MB



Kohler Tone® Pendant
K-31771-PE01-BML

1. This Café commercial-style range is inspired by professional kitchens.
2. This unit features a comprehensive wash system with over 90 jets and a premium drying system.
3. This Café refrigerator has a Dual-Dispense Autofill Pitcher on the inside. Enjoy chilled, delicious water anytime with a pitcher that automatically refills when placed on its docking station.

COMPLETE
THE LOOK
WITH **KOHLER**



4. With clean lines and a soft teardrop base, the warm minimalist style of the Tone kitchen faucet collection makes for a perfect fit in any space.
5. The Tone pendant delivers a fresh take on mid-century modern style.



30" Smart French-Door,
Double Wall Oven with Convection
CTD90FP3MD1

Flat Black Oven Handle Kit
CXWDFHKPMFB

48" Smart Dual-Fuel Commercial-Style
Range with 6 Burners and Griddle
C2Y486P3TD1

Flat Black Range Handle Kit
CXPR8HKPTFB



the
Black
Tie Affair
kitchen

*Featured in
Matte Black
with
Flat Black
Hardware*

This aesthetic brings the runway to your kitchen with bold, high-fashion details. Inspired by vibrant gowns, deep orange and beetroot tones pop against the black backdrop for an extra dose of drama.



Café™ ENERGY STAR
22.3 Cu. Ft. Smart
Counter-Depth
4-Door French-Door
Refrigerator
CXE22DP3PD1

1. Counter-Depth Design
gives you a built-in look
in the kitchen.



Café™ Refrigeration
Handle Kit
XMB3H3PNFB

- 2. This Café commercial-style range is inspired by professional kitchens.
- 3. This unit features a comprehensive wash system with over 90 jets and a premium drying system.

COMPLETE
THE LOOK
WITH **KOHLER**

- 4. A contemporary collection paired with thoughtful technology that adapts to any kitchen design.
- 5. The sleek lines and modern design of Purist® lighting complement contemporary home decor.

Café™ 36" Handle
& Knob Set
for Pro Range and Rangetop
CXPR6HKPTFB

Café™ Dishwasher
Handle Kit
CXADTH1PVFB




Café™ 36" Smart
Commercial-Style
Range with 6 Burners

available in All-Gas and
Dual-Fuel models
C2Y366P3TD1



Café™ 36" Smart
Designer Custom Insert
with Dimmable LED Lighting
UVC9360SLSS



Café™ Custom Fit
ENERGY STAR
Stainless Interior Smart
Dishwasher
with Ultra Wash Top Rack
& Dual-Convection Dry,
44 dbA
CDT858P3VD1



Kohler Crue®
Kitchen Faucet
K-22972-BL



Kohler Purist®
Pendant
K-27265-PE02-BLL



the
Earthen
Essence
kitchen

Featured in
Stainless Steel
with
Brushed Bronze
Hardware

Earth-toned neutrals warm this kitchen while vibrant shocks of color inject a playful pop of interest. Metallics lean stainless and bronze, harmonizing with the sustainable material of cork for a desert-inspired decor.



COMPLETE
THE LOOK
WITH **KOHLER**



Café™ Front-Control
Electric Knobs and
Handles

CXFCEHKPMBZ



Café™ 30" Smart Slide-In,
Front-Control, Radiant
and Convection Range

CES700P2MS1



Café™ Dishwasher
Handle Kit

CXADTH1PVBZ



Café™ CustomFit ENERGY
STAR Stainless Interior
Smart Dishwasher
with Ultra Wash Top Rack and
Dual-Convection Ultra Dry,
LED Lights, 39 dBA

CDT888P2VS1



Café™ 36" Integrated
Bottom-Freezer
Refrigerator
Left Hinge

CIC36LP2VS1




Café™ 36" Integrated
Bottom-Freezer
Refrigerator
Right Hinge

CIC36RP2VS1



Café™ Refrigeration
Handle Kit

CXSB2H2PPBZ



Café™ Beverage Center
Handle Kit

CXQW1H1PPBZ



Café™ Beverage Center

CCP06BP2PS1



Café™ BELLISSIMO
Semi-Automatic Espresso
Machine + Frother

C7CESAS2RS3



Café™ Built-In Microwave
Drawer Oven

CWL112P2RS1



Café™ Couture™ Oven
with Air Fry

C9OAAAS2RS3



Kohler Purist®
Semi-Professional
Kitchen Faucet

K-22972-BL



the
Modern
Glass
kitchen

Featured in
Platinum Glass

This kitchen exudes style with its clean lines, integrated design and appliances with a glass overlay finish. The color story is revealed through chalky pastels and skin-tone shades that complement the marble countertop and backsplash.



Platinum Glass



Café™ ENERGY STAR®
22.9 Cu. Ft. Smart Counter-Depth
Quad-Door Refrigerator
with Dual-Dispense AutoFill Pitcher

CHE23DM5WS5



Café™ 30" Smart
Built-In Convection
Double Wall Oven

CTD90DM2NSS



Café™ CustomFit
Smart Dishwasher

CDP888M5VS5



Café™ Beverage Center

CCR06BM2PS5



Style & Flexibility

MODERN REFRIGERATORS THAT MAKE A STATEMENT
IN YOUR KITCHEN.

Café 23.2 cu. ft.
4-Door French-Door
Refrigerator
with Dual-Dispense
AutoFill Pitcher and
Convertible Drawer
with Soft Freeze
CJE23DP4WW2

Experience True Flexibility

The GE Café Dual-Dispense Refrigerator comes in four unique finishes with six hardware options, available in Counter Depth (CJE23) or Standard Depth (CGE29).



SEE IT
IN ACTION
ON
INSTAGRAM



Customizable Drawer

Experience true flexibility in this adjustable temperature drawer with 5 customizable temperature settings that range from 23 to 42 degrees.



Dual-Dispense Autofill Pitcher

Enjoy chilled, delicious water anytime with a pitcher that automatically refills when placed on its docking station. Two curated pouring options give you quick access to filtered water.

Top Refrigerator Pick

Cozy up with hot tea anytime

Steep a relaxing herbal tea or prepare light & fluffy couscous with an adjustable hot water dispenser that provides precise temperatures and measurements.

Café™ ENERGY STAR® 22.1 Cu. Ft. Smart
Counter-Depth French-Door Refrigerator
with Hot Water Dispenser

CYE22TP4MW2

★★★★★

4.5 Stars out of 5 with 1,839 reviews

★★★★★

Nice look great features

lisa70

9 months ago

So far so good! Very nice looking exterior and love the interior configuration. The hot water feature is great too.

Cooking, *Your* Way

CAFÉ RANGES TAKE CENTER STAGE
IN ANY MODERN KITCHEN.



Guided Cooking

With step-by-step instructions synced to embedded culinary sensors in your pots and pans, every course can be a masterpiece.



Designer recommended

Our #1 selling range has people talking.

Café™ 30" Smart Slide-In, Front-Control,
Gas Double-Oven Range with Convection

CGS750P4MW2

★★★★★

4.5 Stars out of 5 with 1,451 reviews

★★★★★

The wifi feature is great for cooking on the run!

★★★★★
In Love

[outdatedhonor](#)

11 months ago

What a WONDERFUL gas range! I love how each burner has a different function. But the double ovens are exactly what I needed. Really beautiful and great functionality.

Average Customer Ratings



Standout Features



Personalized Features + Upgrades

Usher in the latest features by downloading cooking upgrades right to your oven, putting Air Fry and more in your repertoire.

Voice Control

Use the power of your voice to change temperatures, control power settings, and even open the oven hands-free.

SmartHQ™

Enjoy total control in the kitchen and beyond via our free SmartHQ™ app and your smart device.



Caterer Oven

A large-capacity oven fits a full-size catering pan and has three racks, large 8-pass bake and broil elements for even heat coverage.



Inspiral Burner™

The industry-exclusive burner swirls the cooktop flame under cookware to more evenly spread heat from the center to the edges.



Precision Temperature Probe

An innovative temperature probe helps you achieve the perfect level of doneness for oven favorites.



No-Preheat Air Fry

Cook healthier, crispier versions of your favorite foods in less time, with no preheating required.

A Place for Everything

BUILT-IN DISHWASHERS MAKE YOUR DISHES SPARKLE AND SHINE.

Café™ 24" CustomFit Dishwasher with UltraWash and Dual-Convection UltraDry CDT888P4VW2



CustomFit Top Rack with UltraWash™

Load your way in this adjustable top rack that slides to accommodate taller items below and features a zone with powerful jets to target stuck-on food.



CustomFit Basket with UltraWash™

Accommodate more in this flexible basket with dedicated wash jets – designed to delicately clean all your silverware, tall stemware, and reusable straws to a sparkling clean.



CustomFit Lid Caddy

Designed to hold lids and blender blades at the perfect position for cleaning, this Lid Caddy restricts water from pooling, so pieces come out clean and dry.

Best Dishwasher I've Ever Owned!



4.5 Stars out of 5*

“This dishwasher has everything I wanted—and features I didn’t even know I needed! With three spacious racks, the top includes a dedicated water sprayer and a retractable section to fit taller items.



The deep, adjustable middle rack offers incredible flexibility, while the bottom rack includes a dedicated silverware sprayer for a thorough clean. And it's impressively quiet!”

**Review from cafeappliances.com*

Additional Models

CDT888P2VS1 CDT888P3VD1 CDT858P2VS1 CDT858P3VD1
CDT888P4VW2 CDT828P2VS1 CDT858P4VW2

Next-Level Customization

“With Café, designers finally have choice of finish, hardware and configuration options at mass premium price point.”

– Erica Bovard,
Sr. Director Café



Café™ 24" Double-Door Dishwasher
| Complete with knock to pause feature

CDD420P4TW2 – Matte White
CDD420P2TS1 – Stainless
CDD420P3TD1 – Matte Black



Café™ ENERGY STAR Smart Single-Drawer Dishwasher | Fits up to 7 place settings

CDD220P4WW2 – Matte White
CDD220P2WS1 – Stainless
CDD220P3WD1 – Matte Black

Choose Your Brew

SPECIALTY GRIND AND BREW COFFEE MAKER:
C7CGAAS4TW3

★★★★★
4.5 Stars out of 5*

*'Art on the counter' –
"Beautiful! Fresh ground coffee, choose your perfect temp and strength along with the choice of cup or carafe. Meets my personal morning routine and more when having guests."*

*Review from cafeappliances.com, 2024

1. Save space with a compact, stylish design

2. 72-oz. removable water reservoir for simple refilling

3. Internal water filter for the freshest brew

4. WiFi-enabled for access anywhere

5. Adjustable burr grinder with 6 settings

6. Accommodates whole-bean or fresh-ground coffee

7. Gold Cup Standard SCA certified coffee

8. Brew a single serving or an entire carafe



★★★★★
5 Stars out of 5*

Coffee maker of the century
"Ordered this amazing coffee maker!! Super easy to set up wifi and voila' set to go. I have coffee ready for me every morning. I set it up for the weekends for a different time. It truly is amazing."

*Review from cafeappliances.com, 2024

SPECIALTY DRIP COFFEE MAKER
Four SCA certified brew modes
C7CDABS4RW3



★★★★★
4.5 Stars out of 5*

'Truly Bellissimo' - "As a former barista of five years, I wholeheartedly enjoy using the Bellissimo Espresso Machine. The sleek, semi-automatic design is both modern and user-friendly, making it an excellent addition to my kitchen."

*Review from cafeappliances.com, 2024

BELLISSIMO SEMI-AUTOMATIC ESPRESSO MACHINE + FROTHER
Statement drinks made by you
C7CESAS2RS3



★★★★★
4.5 Stars out of 5*

'Sleek Design & User Friendly' – "I am very pleased with this product. Its design is modern yet built-in and is less space-consuming than a traditional espresso machine. The built-in grinder, with an easy setting adjuster, is dialed in! The finished product is coffee-shop-comparable. The machine is user-friendly, and looks great with all of our Café appliances!"

*Review from cafeappliances.com, 2024

AFFETTO AUTOMATIC ESPRESSO MACHINE + FROTHER
Extra style, extra caffeine
C7CEBBS4RW3

Complete the Look



Café™ Couture™ Oven with Air Fry
C90AAAS4RW3



Express Finish Toaster
C9TMA2S2PS3

PERFECTLY DESIGNED TO COMPLEMENT YOUR CAFÉ KITCHEN.

Countertop Appliances Available in



Stainless Steel



Matte White



Matte Black

Suggested Kitchen Package

Achieve a perfectly-matched kitchen with Café’s curated appliance pairings, designed to deliver a seamless, customizable look.



CJE23DP4WW2
Counter-Depth 4-Door French Door Refrigerator with Dual Dispense Autofill Pitcher

Dual Dispense Auto-Fill Pitcher
Convertible Drawer with Soft Freeze
Humidity Control System

- CJE23DP3WD1
- CJE23DP2WS1



CDT888P4VW2
Customfit Stainless Interior Smart Dishwasher with Ultra Wash & Dry

Customfit Basket
4 Bottle Wash Jets
Customfit Top Rack
Led lights

- CDT888P3VD1
- CDT888P2VS1



CES700P4MW2
30" Smart slide-in,Front-control radiant convection range

Wi-fi Connected
No Preheat Air-fry
Storage Drawer

- CES700P3MD1
- CES700P2MS1



CGS700P4MW2
30" Smart Slide-in, Front Control Gas Range with Convection

Wi-fi connected
No preheat air fry
Storage drawer


- CES700P3MD1
- CES700P2MS1



CVM517P4RW2
2.1 Cu. Ft. Over-The-Range Microwave Oven

Chef Connect
Steam Cook
Sensor Cooking Controls

- CVM517P3MD1
- CVM517P2MS1



CVW93644PWM
36" Commercial Hood

- CVW93643PDS
- UVW93642PSS



SIGNATURE PAIRINGS

Available in all finishes & hardware options

Matte White

Matte Black

Stainless Steel

THE Style STUDIO

BY CAFÉ



For The Trade

If you're a designer—or working with one—you can access complimentary Café samples to bring your vision to life. Plus, designers, architects, and specifiers can earn incentives and rewards for integrating Café appliances into their projects.



JOIN CAFÉ TRADE PROGRAM
Scan the QR code or visit
cafeappliances.com/trade-program

Your Design Questions Answered

From color palettes to smart design solutions, we offer personalized insights to bring your vision to life.

WHAT WHITE PAINT COLOR IS RECOMMENDED TO COMPLEMENT MATTE WHITE APPLIANCES?

For a true white-on-white look, Sherwin-Williams Rock Candy complements best when scanning a Café White sample. However, because of the reflective nature of the metallic chip, it can appear as a cool white. For a slightly warmer look, Sherwin-Williams High Reflective White (SW 7757) or Pure White (SW 7005) soften the space while still complementing Matte White appliances.

SW 7005
Pure White

SW 6231
Rock Candy

WHAT CABINET HARDWARE COMPLEMENTS CAFÉ'S BRUSHED BRASS HARDWARE?

Rejuvenation's Aged Brass cabinet hardware is a beautiful complement to Brushed Brass. Café also has a partnership with Kohler, where four of their faucet finishes coordinate seamlessly with Café's Brushed Brass hardware. See the Kohler page for details.



cafeappliances.com/lifestyle/collaborations-and-resources/#Kohler

WHAT CABINET COLOR WOULD YOU RECOMMEND TO PAIR WITH CAFÉ'S MATTE BLACK APPLIANCES?

For a rich, moody look, Sherwin-Williams Iron Ore (SW 7069) is a great option. Sherwin-Williams Tricorn Black (SW 6258) is a slightly darker shade that adds depth. Lighting can accentuate red or blue undertones in black cabinetry, so we always recommend testing the color in your space before making a final decision.



SW 6258
Tricorn Black

SW 7069
Iron Ore

Inspired By Café, Designed By You.


Welcome to the powerful partnership of Café appliances and Material Bank. Transform your design process and save valuable time with seamless access to high-quality appliance finishes. Customize your look with our Matte White, Matte Black, Stainless Steel, and Platinum Glass appliance finishes and our six distinct hardware options.



KEY FEATURES:

- Order hardware and appliance finish samples by midnight (ET), receive by 10:30am tomorrow
- Free for architects, designers and specifiers
- Questions? Communicate with Café brand reps on Material Bank
- Samples delivered in one box

GET STARTED
Scan the QR code or visit
materialbank.com/partner/cafe
to create your account.



Complete the Look with Brands We Love.

KOHLER.



COSENTINO

HARLEQUIN

ARTERIOS

WELLBORN
CABINET

MERCURY MOSAICS

THE MODEL

Selection Guide

	Stainless	Matte White	Matte Black	Platinum Glass
BOTTOM- FREEZER REFRIGERATION				
19 CU. FT. 33", COUNTER-DEPTH REFRIGERATOR, INTERNAL DISPENSER	CWE19SP2NS1	CWE19SP4NW2	CWE19SP3ND1	
22 CU. FT. 4-DOOR COUNTER-DEPTH REFRIGERATOR	CXE22DP2PS1	CXE22DP4PW2	CXE22DP3PD1	CXE22DM5PS5
22 CU. FT. COUNTER-DEPTH REFRIGERATOR, EXTERNAL ICE & WATER	CYE22TP2MS1	CYE22TP4MW2	CYE22TP3MD1	
22 CU. FT. COUNTER-DEPTH REFRIGERATOR, EXTERNAL ICE & WATER, KEURIG K CUP	CYE22UP2MS1			
23 CU. FT. FRENCH-DOOR REFERIGERATOR	CWE23SP2MS1	CWE23SP4MW2	CWE23SP3MD1	
NEW! 23.2 CU. FT. SMART COUNTER-DEPTH 4-DOOR FRENCH-DOOR REFRIGERATOR WITH DUAL-DISPENSE AUTOFILL PITCHER	CJE23DP2WS1	CJE23DP4WW2	CJE23DP3WD1	CJE23DM5WS5
28 CU. FT. 4-DOOR REFRIGERATOR	CVE28DP2NS1	CVE28DP4NW2	CVE28DP3ND1	CVE28DM5NS5
28 CU. FT. FRENCH-DOOR REFRIGERATOR, HOT WATER DISPENSER	CFE28TP2MS1	CFE28TP4MW2	CFE28TP3MD1	
28 CU. FT. FRENCH-DOOR REFRIGERATOR, KEURIG K CUP	CFE28UP2MS1			
28 CU. FT. QUAD-DOOR REFRIGERATOR, PLATINUM GLASS				CAE28DM5TSS
NEW! 22.9 CU. FT. SMART QUAD-DOOR REFRIGERATOR IN PLATINUM GLASS WITH DUAL-DISPENSE AUTOFILL PITCHER				CHE23DM5WS5
29 CU. FT. 4-DOOR REFRIGERATOR WITH DUAL-DISPENSE AUTOFILL PITCHER	CGE29DP2TS1	CGE29DP4TW2	CGE29DP3TD1	CGE29DM5TS5
BUILT-IN REFRIGERATION				
36" INTEGRATED BOTTOM FREEZER, SINGLE DOOR, LEFT HINGE	CIC36LP2VS1			
36" INTEGRATED BOTTOM FREEZER, SINGLE DOOR, RIGHT HINGE	CIC36RP2VS1			
36" INTEGRATED FRENCH-DOOR BOTTOM FREEZER	CIP36NP2VS1			
42" BUILT-IN SXS REFRIGERATOR, EXTERNAL ICE & WATER	CSB42YP2NS1			
42" BUILT-IN SXS REFRIGERATOR, NON-DISPENSER	CSB42WP2NS1			
48" BUILT-IN SXS REFRIGERATOR, EXTERNAL ICE & WATER	CSB48YP2NS1			
48" BUILT-IN SXS REFRIGERATOR, NON-DISPENSER	CSB48WP2NS1			
SIDE-SIDE REFRIGERATION				
22" SXS, COUNTER-DEPTH REFRIGERATOR, EXTERNAL ICE & WATER	CZS22MP2NS1			
WINE RESERVES & BEVERAGE CENTERS				
UNDERCOUNTER BEVERAGE CENTER	CCP06BP2PS1	CCP06BP4PW2	CCP06BP3PD1	CCR06BM2PS5
UNDERCOUNTER WINE CENTER	CCP06DP2PS1	CCP06DP4PW2		
ICE MAKERS				
15" ICE MAKER, CLEAR ICE	UCC15NPRII			
15" ICE MAKER, NUGGET ICE	UNC15NPR1I			
DOOR PANEL KIT	CK1UP150RS1	CK1UP150RW2	CK1UP150RD1	
BUILT-IN DISHWASHERS				
CUSTOMFIT SMART DISHWASHER - ULTRA WASH & DRY, 42 DBA	CDT828P2VS1			
CUSTOMFIT SMART DISHWASHER - ULTRA WASH TOP RACK AND DUAL CONVECTION ULTRA DRY, 44 DBA	CDT858P2VS1	CDT858P4VW2	CDT858P3VD1	
CUSTOMFIT SMART DISHWASHER - ULTRA WASH TOP RACK AND DUAL CONVECTION ULTRA DRY, LED LIGHTS, 39 DBA	CDT888P2VS1	CDT888P4VW2	CDT888P3VD1	CDP888M5VS5
DISHWASHER DRAWERS				
DOUBLE DRAWER	CDD420P2TS1	CDD420P4TW2	CDD420P3TD1	
SINGLE DRAWER	CDD220P2WS1	CDD220P4WW2	CDD220P3WD1	

	Stainless	Matte White	Matte Black	Platinum Glass
BUILT-IN MICROWAVE OVENS				
1.2 CU. FT. BUILT-IN MICROWAVE DRAWER OVEN	CWL112P2RS1	CWL112P4RW5	CWL112P3RD5	
30" BUILT-IN MICROWAVE/CONVECTION OVEN	CWB713P2VS1			
OVER-THE-RANGE MICROWAVE OVENS				
1.2 CU. FT. OVER-THE-RANGE LOW PROFILE SENSOR MICROWAVE OVEN				UVM9125TSS
1.7 CU. FT. OVER-THE-RANGE MICROWAVE, CONVECTION, AIR FRY	CVM517P2RS1	CVM517P4RW2	CVM517P3RD1	
1.9 CU. FT. OVER-THE-RANGE MICROWAVE OVEN	CVM519P2PS1			
2.1 OVER-THE-RANGE MICROWAVE, CHEF CONNECT	CVM521P2MS1			
2.1 OVER-THE-RANGE MICROWAVE, CHEF CONNECT, PLATINUM GLASS				CVM721M2NS5
SPEEDCOOKING WALL OVENS				
27" 120V BUILT-IN ADVANTIUM®	CSB912P2VS1			
30" 120V BUILT-IN ADVANTIUM®	CSB913P2VS1	CSB913P4VW2	CSB913P3VD1	CSB913M2VS5
30" 240V BUILT-IN ADVANTIUM®	CSB923P2VS1			
COUNTERTOP MICROWAVE OVEN				
1.5 CU. FT. SMART COUNTERTOP CONVECTION/MICROWAVE OVEN	CCWK15C1WSS	CCWK15C1WWM	CCWK15C1WDS	
ELECTRIC COOKTOPS				
30" INDUCTION COOKTOP, BLACK OR STAINLESS	CHP90302TSS		CHP90301TB8	
30" RADIANT COOKTOP, BLACK OR STAINLESS	CEP90302TSS		CEP90301TB8	
36" INDUCTION COOKTOP, BLACK OR STAINLESS	CHP90362TSS		CHP90361TB8	
36" RADIANT COOKTOP, BLACK OR STAINLESS	CEP90362TSS		CEP90361TB8	
ELECTRIC RANGES				
30" SLIDE-IN INDUCTION, CONVECTION, IN-OVEN CAMERA	CHS90XP2MS1			
30" SLIDE-IN INDUCTION, CONVECTION, IN-OVEN CAMERA , PLATINUM GLASS				CHS90XM2NS5
30" SLIDE-IN, SELF-CLEAN, INDUCTION, CONVECTION, WARMING DRAWER	CHS900P2MS1	CHS900P4MW2		
30" SLIDE-IN SELF-CLEAN, RADIANT, CONVECTION	CES700P2MS1	CES700P4MW2	CES700P3MD1	
ELECTRIC WALL OVENS				
27" DOUBLE ELECTRIC WALL OVEN	CKD70DP2NS1			
27" SINGLE ELECTRIC WALL OVEN	CKS70DP2NS1			
30" DOUBLE ELECTRIC FRENCH-DOOR WALL OVEN, IN-OVEN CAMERA	CTD90FP2NS1	CTD90FP4NW2	CTD90FP3ND1	
30" DOUBLE ELECTRIC WALL OVEN, CONVECTION	CTD70DP2NS1			
30" DOUBLE ELECTRIC WALL OVEN, CONVECTION, IN-OVEN CAMERA	CTD90DP2NS1	CTD90DP4NW2	CTD90DP3ND1	
30" ELECTRIC WALL OVEN, CONVECTION, ADVANTIUM®	CTC912P2NS1			
30" SINGLE ELECTRIC FRENCH-DOOR WALL OVEN	CTS90FP2NS1	CTS90FP4NW2	CTS90FP3ND1	
30" SINGLE ELECTRIC WALL OVEN, CONVECTION	CTS70DP2NS1			CTS70DM2NS5
30" SINGLE ELECTRIC WALL OVEN, CONVECTION, IN-OVEN CAMERA	CTS90DP2NS1	CTS90DP4NW2	CTS90DP3ND1	
30" SINGLE TWIN-FLEX WALL OVEN, PLATINUM GLASS				CTS92DM2NS5
GAS COOKTOPS				
30" GAS COOKTOP	CGP70302NS1			
36" GAS COOKTOP	CGP70362NS1			
GAS RANGES				
30" SLIDE-IN DUAL-FUEL CONVECTION, WARMING DRAWER	C2S900P2MS1			
30" SLIDE-IN SELF-CLEAN, DOUBLE-OVEN CONVECTION	CGS750P2MS1	CGS750P4MW2		
30" SLIDE-IN SELF-CLEAN, CONVECTION	CGS700P2MS1	CGS700P4MW2	CGS700P3MD1	CGS700M2NS5
COOKING WARMING DRAWER				
30" WARMING DRAWER	CTW900P2PS1	CTW900P4PW2	CTW900P3PD1	

THE MODEL SELECTION GUIDE (CONT.)	Stainless	Matte White	Matte Black	Platinum Glass
COMMERCIAL-STYLE GAS RANGETOPS				
36" RANGETOP, 6 BURNER	CGU366P2TS1	CGU366P4TW2	CGU366P3TD1	
48" RANGETOP, 6 BURNER, GRIDDLE	CGU486P2TS1	CGU486P4TW2	CGU486P3TD1	
COMMERCIAL-STYLE RANGES				
36" ALL GAS, 6 BURNER	CGY366P2TS1	CGY366P4TW2	CGY366P3TD1	
36" DUAL-FUEL, 6 BURNER	C2Y366P4TS1	C2Y366P4TW2	C2Y366P4TD1	
48" DUAL-FUEL, 6 BURNER, GRIDDLE	C2Y486P2TS1	C2Y486P4TW2	C2Y486P3TD1	
HOODS				
30" COMMERCIAL HOOD		CVW93044PWM	CVW93043PDS	
30" COMMERCIAL-STYLE VENT HOOD	UVW93042PSS			
30" CUSTOM INSERT	UVC9300SLSS			
30" DESIGNER WALL-MOUNT CHIMNEY VENT HOOD	UVW8301SLSS			
30" DESIGNER WALL-MOUNT VENT HOOD	UVW8364SPSS			
30" SMART DESIGNER CHIMNEY WALL-MOUNT - PERIMETER VENT HOOD	UVW9301SLSS			
30" WALL-MOUNT CHIMNEY HOOD	UVW7301SWSS			
30" WALL-MOUNT GLASS CANOPY CHIMNEY HOOD	CVW73012MSS	CVW73014MWM		
36" COMMERCIAL HOOD		CVW93644PWM	CVW93643PDS	
36" COMMERCIAL-STYLE VENT HOOD	UVW93642PSS			
36" CUSTOM INSERT	UVC9360SLSS			
36" DESIGNER WALL-MOUNT CHIMNEY VENT HOOD	UVW8361SLSS			
36" DESIGNER WALL-MOUNT VENT HOOD	UVW8304SPSS			
36" ISLAND-MOUNT CHIMNEY HOOD	UVI7361SWSS			
36" SMART DESIGNER CHIMNEY WALL-MOUNT - PERIMETER VENT HOOD	UVW9361SLSS			
36" WALL-MOUNT CHIMNEY HOOD	UVW7361SWSS			
36" WALL-MOUNT GLASS CANOPY CHIMNEY HOOD	CVW73612MSS	CVW73614MWM		
42" CUSTOM INSERT	UVC9420SLSS			
48" COMMERCIAL-STYLE HOOD	UVW9484SPSS			
48" CUSTOM INSERT	UVC9480SLSS			
ESPRESSO MACHINES				
BELLISSIMO SEMI-AUTOMATIC ESPRESSO MACHINE + FROTHER	C7CESAS2RS3	C7CESAS4RW3	C7CESAS3RD3	
COFFEE MAKERS				
SPECIALTY DRIP	C7CDAAS2PS3	C7CDAAS4PW3	C7CDAAS3PD3	
SPECIALTY DRIP, GLASS CARAFE	C7CDABS2RS3	C7CDABS4RW3	C7CDABS3RD3	
SPECIALTY GRIND & BREW, THERMAL CARAFE	C7CGAAS2TS3	C7CGAAS4TW3	C7CGAAS3TD3	
COUTURE OVEN				
COUTURE OVEN, AIR FRY	C9OAAAS2RS3	C9OAAAS4RW3	C9OAAAS3RD3	
TOASTER				
EXPRESS FINISH TOASTER	C9TMA2S2PS3	C9TMA2S4PW3	C9TMA2S3PD3	



THE HARDWARE Customization Guide

Keep your original hardware included with your Café customizable appliance or choose a different finish that reflects your kitchen style.

	MODEL	BRUSHED STAINLESS KIT (SS)	BRUSHED BRONZE KIT (BZ)	BRUSHED BLACK KIT (BT)	BRUSHED COPPER KIT (CU)	NEW! FLAT BLACK KIT (FB)	NEW! BRUSHED BRASS KIT (CG)
BOTTOM- FREEZER REFRIGERATION							
19 CU. FT. 33", COUNTER-DEPTH REFRIGERATOR, INTERNAL DISPENSER	CWE19SP2NS1	INCLUDED	CXMA3H3PNBZ	CXMA3H3PNBT	CXMA3H3PNCU	CXMA3H3PNFB	CXMA3H3PNCG
19 CU. FT. 33", COUNTER-DEPTH REFRIGERATOR, INTERNAL DISPENSER	CWE19SP3ND1	INCLUDED	CXMA3H3PNBZ	CXMA3H3PNBT	CXMA3H3PNCU	CXMA3H3PNFB	CXMA3H3PNCG
19 CU. FT. 33", COUNTER-DEPTH REFRIGERATOR, INTERNAL DISPENSER	CWE19SP4NW2	CXMA3H3PNSS	INCLUDED	CXMA3H3PNBT	CXMA3H3PNCU	CXMA3H3PNFB	CXMA3H3PNCG
23 CU. FT. FRENCH-DOOR REFERIGERATOR	CWE23SP2MS1	INCLUDED	CXLB3H3PMBZ	CXLB3H3PMBT	CXLB3H3PMCU	CXLB3H3PMFB	CXLB3H3PMCG
NEW! 23.2 CU. FT. SMART COUNTER-DEPTH 4-DOOR FRENCH-DOOR REFRIGERATOR WITH DUAL-DISPENSE AUTOFILL PITCHER	CJE23DP2WS1	INCLUDED	CXLB3H3PMBZ	CXLB3H3PMBT	CXLB3H3PMCU	CXLB3H3PMFB	CXLB3H3PMCG
28 CU. FT. 4-DOOR REFRIGERATOR	CVE28DP3ND1	INCLUDED	CXQB4H4PNBZ	CXQB4H4PNBT	CXQB4H4PNCU	CXQB4H4PNFB	CXQB4H4PNCG

	MODEL	BRUSHED STAINLESS KIT (SS)	BRUSHED BRONZE KIT (BZ)	BRUSHED BLACK KIT (BT)	BRUSHED COPPER KIT (CU)	NEW! FLAT BLACK KIT (FB)	NEW! BRUSHED BRASS KIT (CG)
BOTTOM- FREEZER REFRIGERATION (CONT.)							
28 CU. FT. FRENCH-DOOR REFRIGERATOR, HOT WATER DISPENSER	CFE28TP2MS1	INCLUDED	CXLB3H3PMBZ	CXLB3H3PMBT	CXLB3H3PMCU	CXLB3H3PMFB	CXLB3H3PMCG
28 CU. FT. FRENCH-DOOR REFRIGERATOR, HOT WATER DISPENSER	CFE28TP3MD1	INCLUDED	CXLB3H3PMBZ	CXLB3H3PMBT	CXLB3H3PMCU	CXLB3H3PMFB	CXLB3H3PMCG
28 CU. FT. FRENCH-DOOR REFRIGERATOR, HOT WATER DISPENSER	CFE28TP4MW2	CXLB3H3PMSS	INCLUDED	CXLB3H3PMBT	CXLB3H3PMCU	CXLB3H3PMFB	CXLB3H3PMCG
28 CU. FT. FRENCH-DOOR REFRIGERATOR, KEURIG K CUP	CFE28UP2MS1	INCLUDED	CXLB3H3PMBZ	CXLB3H3PMBT	CXLB3H3PMCU	CXLB3H3PMFB	CXLB3H3PMCG
29 CU. FT. 4-DOOR REFRIGERATOR, DUAL-DISPENSE	CGE29DP2TS1	INCLUDED	CXQB4H4PNBZ	CXQB4H4PNBT	CXQB4H4PNCU	CXQB4H4PNFB	CXQB4H4PNCG
29 CU. FT. 4-DOOR REFRIGERATOR, DUAL-DISPENSE	CGE29DP3TD1	INCLUDED	CXQB4H4PNBZ	CXQB4H4PNBT	CXQB4H4PNCU	CXQB4H4PNFB	CXQB4H4PNCG
29 CU. FT. 4-DOOR REFRIGERATOR, DUAL-DISPENSE	CGE29DP4TW2	CXQB4H4PNSS	INCLUDED	CXQB4H4PNBT	CXQB4H4PNCU	CXQB4H4PNFB	CXQB4H4PNCG
22 CU. FT. 4-DOOR COUNTER-DEPTH REFRIGERATOR	CXE22DP2PS1	INCLUDED	CXQB4H4PNBZ	CXQB4H4PNBT	CXQB4H4PNCU	CXQB4H4PNFB	CXQB4H4PNCG
22 CU. FT. 4-DOOR COUNTER-DEPTH REFRIGERATOR	CXE22DP3PD1	INCLUDED	CXQB4H4PNBZ	CXQB4H4PNBT	CXQB4H4PNCU	CXQB4H4PNFB	CXQB4H4PNCG
22 CU. FT. 4-DOOR COUNTER-DEPTH REFRIGERATOR	CXE22DP4PW2	CXQB4H4PNSS	INCLUDED	CXQB4H4PNBT	CXQB4H4PNCU	CXQB4H4PNFB	CXQB4H4PNCG
22 CU. FT. COUNTER-DEPTH REFRIGERATOR, EXTERNAL ICE & WATER	CYE22TP2MS1	INCLUDED	CXLB3H3PMBZ	CXLB3H3PMBT	CXLB3H3PMCU	CXLB3H3PMFB	CXLB3H3PMCG
22 CU. FT. COUNTER-DEPTH REFRIGERATOR, EXTERNAL ICE & WATER	CYE22TP3MD1	INCLUDED	CXLB3H3PMBZ	CXLB3H3PMBT	CXLB3H3PMCU	CXLB3H3PMFB	CXLB3H3PMCG
22 CU. FT. COUNTER-DEPTH REFRIGERATOR, EXTERNAL ICE & WATER	CYE22TP4MW2	CXLB3H3PMSS	INCLUDED	CXLB3H3PMBT	CXLB3H3PMCU	CXLB3H3PMFB	CXLB3H3PMCG
22 CU. FT. COUNTER-DEPTH REFRIGERATOR, EXTERNAL ICE & WATER, KEURIG K CUP	CYE22UP2MS1	INCLUDED	CXLB3H3PMBZ	CXLB3H3PMBT	CXLB3H3PMCU	CXLB3H3PMFB	CXLB3H3PMCG
23 CU. FT. FRENCH-DOOR REFERIGERATOR	CWE23SP3MD1	INCLUDED	CXLB3H3PMBZ	CXLB3H3PMBT	CXLB3H3PMCU	CXLB3H3PMFB	CXLB3H3PMCG
23 CU. FT. FRENCH-DOOR REFERIGERATOR	CWE23SP4MW2	CXLB3H3PMSS	INCLUDED	CXLB3H3PMBT	CXLB3H3PMCU	CXLB3H3PMFB	CXLB3H3PMCG
BUILT-IN REFRIGERATION							
36" INTEGRATED BOTTOM FREEZER, SINGLE DOOR, LEFT HINGE	CIC36LP2VS1	INCLUDED	CXSB3H3PVBZ	CXSB3H3PVBT	CXSB3H3PVCU	CXSB3H3PVFB	CXSB3H3PVCG
36" INTEGRATED BOTTOM FREEZER, SINGLE DOOR, RIGHT HINGE	CIC36RP2VS1	INCLUDED	CXSB3H3PVBZ	CXSB3H3PVBT	CXSB3H3PVCU	CXSB3H3PVFB	CXSB3H3PVCG
36" INTEGRATED FRENCH-DOOR BOTTOM FREEZER	CIP36NP2VS1	INCLUDED	CXSB4H4PVBZ	CXSB4H4PVBT	CXSB4H4PVCU	CXSB4H4PVFB	CXSB4H4PVCG
42" BUILT-IN SXS REFRIGERATOR, EXTERNAL ICE & WATER	CSB42YP2NS1	INCLUDED	CXSS2H2PMBZ	CXSS2H2PMBT	CXSS2H2PMCU	CXSS2H2PMFB	CXSS2H2PMCG
42" BUILT-IN SXS REFRIGERATOR, NON-DISPENSER	CSB42WP2NS1	INCLUDED	CXSS2H2PMBZ	CXSS2H2PMBT	CXSS2H2PMCU	CXSS2H2PMFB	CXSS2H2PMCG
48" BUILT-IN SXS REFRIGERATOR, EXTERNAL ICE & WATER	CSB48YP2NS1	INCLUDED	CXSS2H2PMBZ	CXSS2H2PMBT	CXSS2H2PMCU	CXSS2H2PMFB	CXSS2H2PMCG
48" BUILT-IN SXS REFRIGERATOR, NON-DISPENSER	CSB48WP2NS1	INCLUDED	CXSS2H2PMBZ	CXSS2H2PMBT	CXSS2H2PMCU	CXSS2H2PMFB	CXSS2H2PMCG
SIDE-BY-SIDE REFRIGERATION							
22" SXS, COUNTER-DEPTH REFRIGERATOR, EXTERNAL ICE & WATER	CZS22MP2NS1	INCLUDED	CXMS2H2PNBZ	CXMS2H2PNBT	CXMS2H2PNCU	CXMS2H2PNFB	CXMS2H2PNCG
WINE RESERVES & BEVERAGE CENTERS							
UNDERCOUNTER BEVERAGE CENTER	CCP06BP2PS1	INCLUDED	CXQWIH1PPBZ	CXQWIH1PPBT	CXQWIH1PPCU	CXQWIH1PPFB	CXQWIH1PPCG
UNDERCOUNTER BEVERAGE CENTER	CCP06BP3PD1	INCLUDED	CXQWIH1PPBZ	CXQWIH1PPBT	CXQWIH1PPCU	CXQWIH1PPFB	CXQWIH1PPCG
UNDERCOUNTER BEVERAGE CENTER	CCP06BP4PW2	CXQWIH1PPSS	INCLUDED	CXQWIH1PPBT	CXQWIH1PPCU	CXQWIH1PPFB	CXQWIH1PPCG
UNDERCOUNTER WINE CENTER	CCP06DP2PS1	INCLUDED	CXQWIH1PPBZ	CXQWIH1PPBT	CXQWIH1PPCU	CXQWIH1PPFB	CXQWIH1PPCG
UNDERCOUNTER WINE CENTER	CCP06DP4PW2	CXQWIH1PPSS	INCLUDED	CXQWIH1PPBT	CXQWIH1PPCU	CXQWIH1PPFB	CXQWIH1PPCG

HARDWARE CUSTOMIZATION GUIDE (CONT.)

	MODEL	BRUSHED STAINLESS KIT (SS)	BRUSHED BRONZE KIT (BZ)	BRUSHED BLACK KIT (BT)	BRUSHED COPPER KIT (CU)	NEW! FLAT BLACK KIT (FB)	NEW! BRUSHED BRASS KIT (CG)
ICEMAKERS							
ICEMAKER DOOR PANEL KIT	CK1UP150RD1	INCLUDED	CXQWIH1PPBZ	CXQWIH1PPBT	CXQWIH1PPCU	CXQWIH1PPFB	CXQWIH1PPCG
ICEMAKER DOOR PANEL KIT	CK1UP150RS1	INCLUDED	CXQWIH1PPBZ	CXQWIH1PPBT	CXQWIH1PPCU	CXQWIH1PPFB	CXQWIH1PPCG
ICEMAKER DOOR PANEL KIT	CK1UP150RW2	CXQWIH1PPSS	INCLUDED	CXQWIH1PPBT	CXQWIH1PPCU	CXQWIH1PPFB	CXQWIH1PPCG
BUILT-IN DISHWASHERS							
CUSTOMFIT SMART DISHWASHER - ULTRA WASH & DRY, 42 DBA	CDT828P2VS1	INCLUDED	CXADTH1PVBZ	CXADTH1PVBT	CXADTH1PVCU	CXADTH1PVFB	CXADTH1PVCG
CUSTOMFIT SMART DISHWASHER - ULTRA WASH TOP RACK AND DUAL CONVECTION ULTRA DRY, 44 DBA	CDT858P2VS1	INCLUDED	CXADTH1PVBZ	CXADTH1PVBT	CXADTH1PVCU	CXADTH1PVFB	CXADTH1PVCG
CUSTOMFIT SMART DISHWASHER - ULTRA WASH TOP RACK, DUAL CONVECTION ULTRA DRY, LED LIGHTS, 39 DBA	CDT888P2VS1	INCLUDED	CXADTH1PVBZ	CXADTH1PVBT	CXADTH1PVCU	CXADTH1PVFB	CXADTH1PVCG
DISHWASHER DRAWERS							
DOUBLE DRAWERS	CDD420P2TS1	INCLUDED	CXQD2H2PNBZ	CXQD2H2PNBT	CXQD2H2PNCU	CXQD2H2PNFB	CXQD2H2PNCG
DOUBLE DRAWERS	CDD420P3TD1	INCLUDED	CXQD2H2PNBZ	CXQD2H2PNBT	CXQD2H2PNCU	CXQD2H2PNFB	CXQD2H2PNCG
DOUBLE DRAWERS	CDD420P4TW2	CXQD2H2PNSS	INCLUDED	CXQD2H2PNBT	CXQD2H2PNCU	CXQD2H2PNFB	CXQD2H2PNCG
SINGLE DRAWER	CDD220P2WS1	INCLUDED	CXADTH1PMBZ	CXADTH1PMBT	CXADTH1PMCU	CXADTH1PMFB	CXADTH1PMCG
BUILT-IN MICROWAVES							
30" BUILT-IN MICROWAVE, CONVECTION	CWB713P2NS1	INCLUDED	CXB30HKPNBZ	CXB30HKPNBT	CXB30HKPNCU	CXB30HKPNFB	CXB30HKPNCG
OVER-THE-RANGE MICROWAVES							
17 CU.FT. OVER-THE-RANGE MICROWAVE, CONVECTION, AIR FRY	CVM517P2RS1	INCLUDED	CXOTRHKPMBZ	CXOTRHKPMBT	CXOTRHKPMCU	CXOTRHKPMFB	CXOTRHKPMCG
17 CU.FT. OVER-THE-RANGE MICROWAVE, CONVECTION, AIR FRY	CVM517P3RD1	INCLUDED	CXOTRHKPMBZ	CXOTRHKPMBT	CXOTRHKPMCU	CXOTRHKPMFB	CXOTRHKPMCG
17 CU.FT. OVER-THE-RANGE MICROWAVE, CONVECTION, AIR FRY	CVM517P4RW2	CXOTRHKPMSS	INCLUDED	CXOTRHKPMBT	CXOTRHKPMCU	CXOTRHKPMFB	CXOTRHKPMCG
1.9 CU. FT. OVER-THE-RANGE MICROWAVE OVEN	CVM519P2PS1	INCLUDED	CXOTRHKPMBZ	CXOTRHKPMBT	CXOTRHKPMCU	CXOTRHKPMFB	CXOTRHKPMCG
2.1 CU. FT. OVER-THE-RANGE MICROWAVE, CHEF CONNECT	CVM521P2MS1	INCLUDED	CXOTRHKPMBZ	CXOTRHKPMBT	CXOTRHKPMCU	CXOTRHKPMFB	CXOTRHKPMCG
SPEED COOKING WALL OVENS							
27" 120V BUILT-IN ADVANTIUM®	CSB912P2VS1	INCLUDED	CXWS7H0PNBZ	CXWS7H0PNBT	CXWS7H0PNCU	CXWS7H0PNFB	CXWS7H0PNCG
30" 120V BUILT-IN ADVANTIUM®	CSB913P2VS1	INCLUDED	CXWS0H0PMBZ	CXWS0H0PMBT	CXWS0H0PMCU	CXWS0H0PMFB	CXWS0H0PMCG
30" 120V BUILT-IN ADVANTIUM®	CSB913P3VD1	INCLUDED	CXWS0H0PMBZ	CXWS0H0PMBT	CXWS0H0PMCU	CXWS0H0PMFB	CXWS0H0PMCG
30" 120V BUILT-IN ADVANTIUM®	CSB913P4VW2	CXWS0H0PMSS	INCLUDED	CXWS0H0PMBT	CXWS0H0PMCU	CXWS0H0PMFB	CXWS0H0PMCG
30" 240V BUILT-IN ADVANTIUM®	CSB923P2VS1	INCLUDED	CXWS0H0PMBZ	CXWS0H0PMBT	CXWS0H0PMCU	CXWS0H0PMFB	CXWS0H0PMCG

HARDWARE CUSTOMIZATION GUIDE (CONT.)

	MODEL	BRUSHED STAINLESS KIT (SS)	BRUSHED BRONZE KIT (BZ)	BRUSHED BLACK KIT (BT)	BRUSHED COPPER KIT (CU)	NEW! FLAT BLACK KIT (FB)	NEW! BRUSHED BRASS KIT (CG)
ELECTRIC RANGES							
30" SLIDE-IN, DOUBLE OVEN, SELF-CLEAN, RADIANT, CONVECTION	CES750P2MS1	INCLUDED	CXFCEHKPMBZ	CXFCEHKPMBT	CXFCEHKPMCU	CXFCEHKPMFB	CXFCEHKPMCG
30" SLIDE-IN, DOUBLE OVEN, SELF-CLEAN, RADIANT, CONVECTION	CES750P4MW2	CXFCEHKPMSS	INCLUDED	CXFCEHKPMBT	CXFCEHKPMCU	CXFCEHKPMFB	CXFCEHKPMCG
30" SLIDE-IN INDUCTION, CONVECTION, IN-OVEN CAMERA	CHS90XP2MS1	INCLUDED	CXFCHHKPMBZ	CXFCHHKPMBT	CXFCHHKPMCU	CXFCHHKPMFB	CXFCHHKPMCG
30" SLIDE-IN INDUCTION, DOUBLE OVEN, CONVECTION, IN-OVEN CAMERA	CHS950P2MS1	INCLUDED	CXFCHHKPMBZ	CXFCHHKPMBT	CXFCHHKPMCU	CXFCHHKPMFB	CXFCHHKPMCG
30" SLIDE-IN INDUCTION, DOUBLE OVEN, CONVECTION, IN-OVEN CAMERA	CHS950P4MW2	CXFCHHKPMSS	INCLUDED	CXFCHHKPMBT	CXFCHHKPMCU	CXFCHHKPMFB	CXFCHHKPMCG
30" SLIDE-IN, SELF-CLEAN, INDUCTION, CONVECTION, WARMING DRAWER	CHS900P2MS1	INCLUDED	CXFCHHKPMBZ	CXFCHHKPMBT	CXFCHHKPMCU	CXFCHHKPMFB	CXFCHHKPMCG
30" SLIDE-IN, SELF-CLEAN, INDUCTION, CONVECTION, WARMING DRAWER	CHS900P4MW2	CXFCHHKPMSS	INCLUDED	CXFCHHKPMBT	CXFCHHKPMCU	CXFCHHKPMFB	CXFCHHKPMCG
30" SLIDE-IN SELF-CLEAN, RADIANT, CONVECTION	CES700P2MS1	INCLUDED	CXFCEHKPMBZ	CXFCEHKPMBT	CXFCEHKPMCU	CXFCEHKPMFB	CXFCEHKPMCG
30" SLIDE-IN SELF-CLEAN, RADIANT, CONVECTION	CES700P3MD1	INCLUDED	CXFCEHKPMBZ	CXFCEHKPMBT	CXFCEHKPMCU	CXFCEHKPMFB	CXFCEHKPMCG
30" SLIDE-IN SELF-CLEAN, RADIANT, CONVECTION	CES700P4MW2	CXFCEHKPMSS	INCLUDED	CXFCEHKPMBT	CXFCEHKPMCU	CXFCEHKPMFB	CXFCEHKPMCG
ELECTRIC WALL OVENS							
27" DOUBLE ELECTRIC WALL OVEN	CKD70DP2NS1	INCLUDED	CXWS7H0PNBZ	CXWS7H0PNBT	CXWS7H0PNCU	CXWS7H0PNFB	CXWS7H0PNCG
27" SINGLE ELECTRIC WALL OVEN	CKS70DP2NS1	INCLUDED	CXWD7H0PNBZ	CXWD7H0PNBT	CXWD7H0PNCU	CXWD7H0PNFB	CXWD7H0PNCG
30" DOUBLE ELECTRIC FRENCH-DOOR WALL OVEN, IN-OVEN CAMERA	CTD90FP2NS1	INCLUDED	CXWDFHKPMBZ	CXWDFHKPMBT	CXWDFHKPMCU	CXWDFHKPMFB	CXWDFHKPMCG
30" DOUBLE ELECTRIC FRENCH-DOOR WALL OVEN, IN-OVEN CAMERA	CTD90FP3ND1	INCLUDED	CXWDFHKPMBZ	CXWDFHKPMBT	CXWDFHKPMCU	CXWDFHKPMFB	CXWDFHKPMCG
30" DOUBLE ELECTRIC FRENCH-DOOR WALL OVEN, IN-OVEN CAMERA	CTD90FP4NW2	CXWDFHKPMSS	INCLUDED	CXWDFHKPMBT	CXWDFHKPMCU	CXWDFHKPMFB	CXWDFHKPMCG
30" DOUBLE ELECTRIC WALL OVEN, CONVECTION	CTD70DP2NS1	INCLUDED	CXWD0H0PMBZ	CXWD0H0PMBT	CXWD0H0PMCU	CXWD0H0PMFB	CXWD0H0PMCG
30" DOUBLE ELECTRIC WALL OVEN, CONVECTION, IN-OVEN CAMERA	CTD90DP2NS1	INCLUDED	CXWD0H0PMBZ	CXWD0H0PMBT	CXWD0H0PMCU	CXWD0H0PMFB	CXWD0H0PMCG
30" DOUBLE ELECTRIC WALL OVEN, CONVECTION, IN-OVEN CAMERA	CTD90DP3ND1	INCLUDED	CXWD0H0PMBZ	CXWD0H0PMBT	CXWD0H0PMCU	CXWD0H0PMFB	CXWD0H0PMCG
30" DOUBLE ELECTRIC WALL OVEN, CONVECTION, IN-OVEN CAMERA	CTD90DP4NW2	CXWD0H0PMSS	INCLUDED	CXWD0H0PMBT	CXWD0H0PMCU	CXWD0H0PMFB	CXWD0H0PMCG
30" DOUBLE ELECTRIC WALL OVEN, CONVECTION, IN-OVEN CAMERA	CTS90DP2NS1	INCLUDED	CXWS0H0PMBZ	CXWS0H0PMBT	CXWS0H0PMCU	CXWS0H0PMFB	CXWS0H0PMCG
30" DOUBLE ELECTRIC WALL OVEN, CONVECTION, IN-OVEN CAMERA	CTS90DP3ND1	INCLUDED	CXWS0H0PMBZ	CXWS0H0PMBT	CXWS0H0PMCU	CXWS0H0PMFB	CXWS0H0PMCG
30" DOUBLE ELECTRIC WALL OVEN, CONVECTION, IN-OVEN CAMERA	CTS90DP4NW2	CXWS0H0PMSS	INCLUDED	CXWS0H0PMBT	CXWS0H0PMCU	CXWS0H0PMFB	CXWS0H0PMCG
30" ELECTRIC WALL OVEN, CONVECTION, ADVANTUM®	CTC912P2NS1	INCLUDED	CXWD0H0PMBZ	CXWD0H0PMBT	CXWD0H0PMCU	CXWD0H0PMFB	CXWD0H0PMCG
30" SINGLE ELECTRIC FRENCH-DOOR WALL OVEN	CTS90FP2NS1	INCLUDED	CXWSFH0PMBZ	CXWSFH0PMBT	CXWSFH0PMCU	CXWSFH0PMFB	CXWSFH0PMCG
30" SINGLE ELECTRIC FRENCH-DOOR WALL OVEN	CTS90FP3ND1	INCLUDED	CXWSFH0PMBZ	CXWSFH0PMBT	CXWSFH0PMCU	CXWSFH0PMFB	CXWSFH0PMCG
30" SINGLE ELECTRIC FRENCH-DOOR WALL OVEN	CTS90FP4NW2	CXWSFH0PMSS	INCLUDED	CXWSFH0PMBT	CXWSFH0PMCU	CXWSFH0PMFB	CXWSFH0PMCG
30" SINGLE ELECTRIC WALL OVEN, CONVECTION	CTS70DP2NS1	INCLUDED	CXWS0H0PMBZ	CXWS0H0PMBT	CXWS0H0PMCU	CXWS0H0PMFB	CXWS0H0PMCG
GAS COOKTOPS							
30" GAS COOKTOP	CGP70302NS1	INCLUDED	CXCG1K0PMBZ	CXCG1K0PMBT	CXCG1K0PMCU	CXCG1K0PMFB	CXCG1K0PMCG
30" GAS COOKTOP	CGP70362NS1	INCLUDED	CXCG1K0PMBZ	CXCG1K0PMBT	CXCG1K0PMCU	CXCG1K0PMFB	CXCG1K0PMCG
30" SLIDE-IN, SELF-CLEAN, INDUCTION, CONVECTION, WARMING DRAWER	CHS900P4MW2	CXFCHHKPMSS	INCLUDED	CXFCHHKPMBT	CXFCHHKPMCU	CXFCHHKPMFB	CXFCHHKPMCG

	MODEL	BRUSHED STAINLESS KIT (SS)	BRUSHED BRONZE KIT (BZ)	BRUSHED BLACK KIT (BT)	BRUSHED COPPER KIT (CU)	NEW! FLAT BLACK KIT (FB)	NEW! BRUSHED BRASS KIT (CG)
GAS RANGES							
30" SLIDE-IN, DUAL-FUEL DOUBLE OVEN CONVECTION, WARMING DRAWER	C2S950P2MS1	INCLUDED	CXFCGHKPMBZ	CXFCGHKPMBT	CXFCGHKPMCU	CXFCGHKPMFB	CXFCGHKPMCG
30" SLIDE-IN SELF-CLEAN CONVECTION, WARMING DRAWER	C2S900P2MS1	INCLUDED	CXFCGHKPMBZ	CXFCGHKPMBT	CXFCGHKPMCU	CXFCGHKPMFB	CXFCGHKPMCG
30" SLIDE-IN SELF-CLEAN DOUBLE OVEN CONVECTION	CGS750P2MS1	INCLUDED	CXFCGHKPMBZ	CXFCGHKPMBT	CXFCGHKPMCU	CXFCGHKPMFB	CXFCGHKPMCG
30" SLIDE-IN SELF-CLEAN DOUBLE OVEN CONVECTION	CGS750P4MW2	CXFCGHKPTSS	INCLUDED	CXFCGHKPMBT	CXFCGHKPMCU	CXFCGHKPMFB	CXFCGHKPMCG
30" SLIDE-IN SELF-CLEAN, CONVECTION	CGS700P2MS1	INCLUDED	CXFCGHKPMBZ	CXFCGHKPMBT	CXFCGHKPMCU	CXFCGHKPMFB	CXFCGHKPMCG
30" SLIDE-IN SELF-CLEAN, CONVECTION	CGS700P3MD1	INCLUDED	CXFCGHKPMBZ	CXFCGHKPMBT	CXFCGHKPMCU	CXFCGHKPMFB	CXFCGHKPMCG
30" SLIDE-IN SELF-CLEAN, CONVECTION	CGS700P4MW2	CXFCGHKPMSS	INCLUDED	CXFCGHKPMBT	CXFCGHKPMCU	CXFCGHKPMFB	CXFCGHKPMCG
COMMERCIAL-STYLE GAS RANGETOPS							
36" RANGETOP, 6 BURNER	CGU366P2TS1	INCLUDED	CXPR6HKPTBZ	CXPR6HKPTBT	CXPR6HKPTCU	CXPR6HKPTFB	CXPR6HKPTCG
36" RANGETOP, 6 BURNER	CGU366P3TD1	INCLUDED	CXPR6HKPTBZ	CXPR6HKPTBT	CXPR6HKPTCU	CXPR6HKPTFB	CXPR6HKPTCG
36" RANGETOP, 6 BURNER	CGU366P4TW2	CXPR6HKPTSS	INCLUDED	CXPR6HKPTBT	CXPR6HKPTCU	CXPR6HKPTFB	CXPR6HKPTCG
48" RANGETOP, 6 BURNER, GRIDDLE	CGU486P2TS1	INCLUDED	CXPR8HKPMBZ	CXPR8HKPTBT	CXPR8HKPTCU	CXPR8HKPTFB	CXPR8HKPTCG
48" RANGETOP, 6 BURNER, GRIDDLE	CGU486P3TD1	INCLUDED	CXPR8HKPTBZ	CXPR8HKPTBT	CXPR8HKPTCU	CXPR8HKPTFB	CXPR8HKPTCG
48" RANGETOP, 6 BURNER, GRIDDLE	CGU486P4TW2	CXPR8HKPTSS	INCLUDED	CXPR8HKPTBT	CXPR8HKPTCU	CXPR8HKPTFB	CXPR8HKPTCG
COMMERCIAL-STYLE RANGES							
36" ALL GAS, 6 BURNER	CGY366P2TS1	INCLUDED	CXPR6HKPMBZ	CXPR6HKPTBT	CXPR6HKPTCU	CXPR6HKPTFB	CXPR6HKPTCG
36" ALL GAS, 6 BURNER	CGY366P3TD1	INCLUDED	CXPR6HKPTBZ	CXPR6HKPTBT	CXPR6HKPTCU	CXPR6HKPTFB	CXPR6HKPTCG
36" ALL GAS, 6 BURNER	CGY366P4TW2	CXPR6HKPTSS	INCLUDED	CXPR6HKPTBT	CXPR6HKPTCU	CXPR6HKPTFB	CXPR6HKPTCG
36" DUAL-FUEL, 6 BURNER	C2Y366P2TS1	INCLUDED	CXPR6HKPTBZ	CXPR6HKPTBT	CXPR6HKPTCU	CXPR6HKPTFB	CXPR6HKPTCG
36" DUAL-FUEL, 6 BURNER	C2Y366P3TD1	INCLUDED	CXPR6HKPTBZ	CXPR6HKPTBT	CXPR6HKPTCU	CXPR6HKPTFB	CXPR6HKPTCG
36" DUAL-FUEL, 6 BURNER	C2Y366P4TW2	CXPR6HKPTSS	INCLUDED	CXPR6HKPTBT	CXPR6HKPTCU	CXPR6HKPTFB	CXPR6HKPTCG
48" DUAL-FUEL, 6 BURNER, GRIDDLE	C2Y486P2TS1	INCLUDED	CXPR8HKPTBZ	CXPR8HKPTBT	CXPR8HKPTCU	CXPR8HKPTFB	CXPR8HKPTCG
48" DUAL-FUEL, 6 BURNER, GRIDDLE	C2Y486P3TD1	INCLUDED	CXPR8HKPTBZ	CXPR8HKPTBT	CXPR8HKPTCU	CXPR8HKPTFB	CXPR8HKPTCG
48" DUAL-FUEL, 6 BURNER, GRIDDLE	C2Y486P4TW2	CXPR8HKPTSS	INCLUDED	CXPR8HKPTBT	CXPR8HKPTCU	CXPR8HKPTFB	CXPR8HKPTCG



Visit us for further information on specs, features, and hardware options.

C A F É

CaféAppliances.com

@cafeappliances

