

CI304T/S

FEATURES

Distributes heat more evenly with 40 percent faster temperature response than gas or electric

Transfers heat more efficiently because the energy is supplied directly to the cookware

Enjoy cooking with lightning-fast highs and subtle lows

Accommodates different pan sizes due to three elements and an additional bridging option

Designed to stand on its own and integrate nicely into any style

Promote safer and easier cooking with cookware sensing guards

Cleanup is a snap with the black ceramic glass surface

Enjoy the illuminated touch controls and convenient lock feature

ACCESSORIES

Cooktop/Module Filler Strip

Cooktop/Module Filler Strip for Downdrafts

Accessories available through an authorized dealer.
For local dealer information, visit subzero-wolf.com/locator.



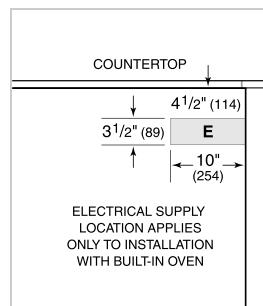
COOKTOP SPECIFICATIONS

- Brushed stainless trim
- Black glass ceramic surface
- True simmer and melt settings
- Boost mode for high heat
- 1 - 1,400 W element
- 1 - 2,100 W element
- 1 - 2,100 W element with 3,000 W boost
- 1 - 2,600 W element with 3,150 W boost

PRODUCT SPECIFICATIONS

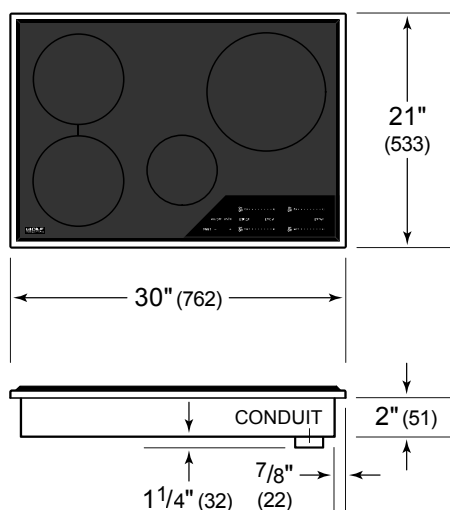
Model	CI304T/S
Dimensions	30"W x 2"H x 21"D
Electrical Supply	3-wire, 240/208 VAC, 60 Hz
Electrical Service	40 amp dedicated circuit
Conduit Length	4 Feet

ELECTRICAL

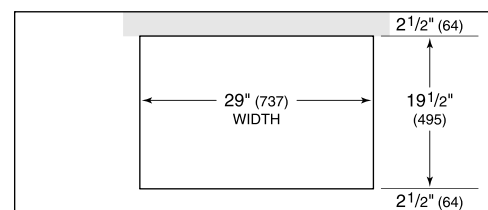


NOTE: Dimensions in parenthesis are in millimeters unless otherwise specified

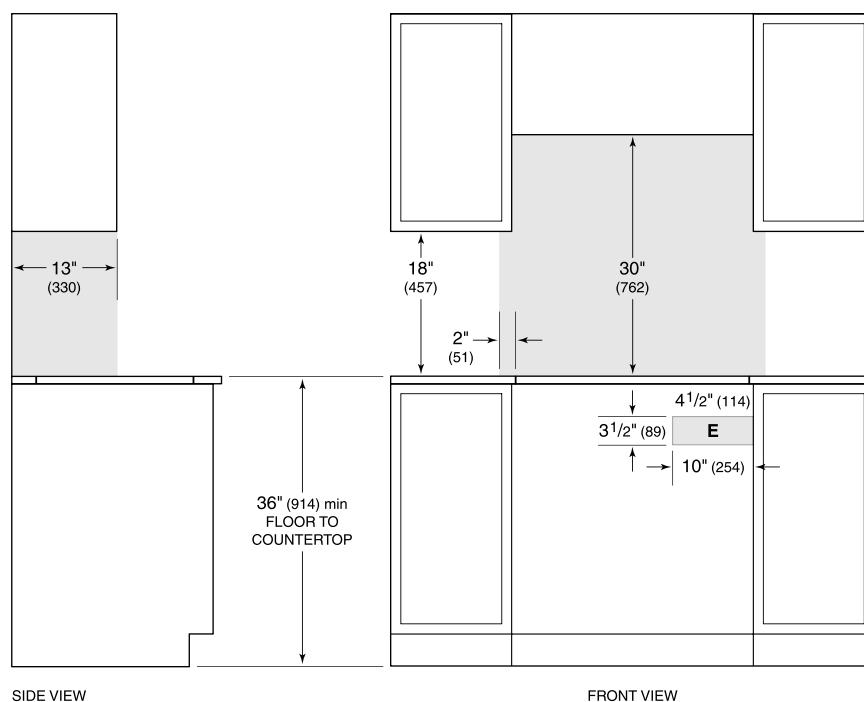
DIMENSIONS



STANDARD INSTALLATION



COUNTERTOP CUT-OUT



NOTE: Shaded area above countertop indicates minimum clearance to combustible surfaces, combustible materials cannot be located within this area.
Electrical supply location only applies to installations with built-in oven.